

---

---

**NCCollaboratorCard**

---

---

By: Randy Trigg (Trigg.pa@Xerox.COM)

Stored: {qv}<notecards>1.3L>Library>NCCollaboratorCard, .lcom, .ted

Written: June 14, 1988 by Peggy Irish

Last updated: June 15, 1988 by Peggy Irish.

See also NCCollaboration and NCHistoryCard packages.

## **INTRODUCTION**

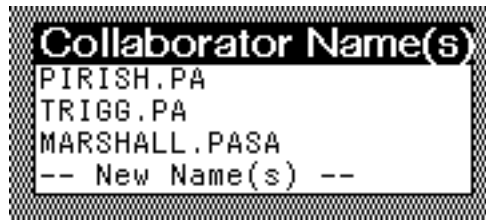
To allow a notefile to distinguish between collaborators, the Collaborator card type was created. A card of this type should be created for each person or set of persons working in a notefile. The collaborator card contains information relevant to collaboration, such as the user's name, initials, and preferred font. The initials are used by History cards, which are described in the History Card documentation. The font is automatically used to display text in cards created by the collaborator. When each collaborator or set of collaborators chooses a different font, it is easy to tell at a glance what work each person has contributed to a notefile's text. A collaborator card may also be created for multiple users, in the case where several people are working on a notefile together and want to claim group ownership of their contributions. When a collaborator (or set of collaborators) opens a "collaboratized" notefile, they are asked to identify themselves. The notefile then looks up their collaborator properties by searching for their collaborator card, and applies these properties to the working session.

## **LOADING NCCOLLABORATORCARD**

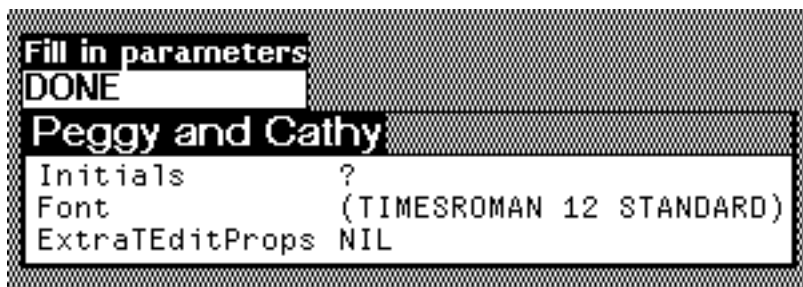
This package should be used in conjunction with the NCCollaboration package. NCCollaboration should be loaded, and it will automatically load the NCCollaboratorCard and NCHistoryCard packages. (See the NCCollaboration documentation for details of its use.)

## **OPENING A COLLABORATIZED NOTEFILE**

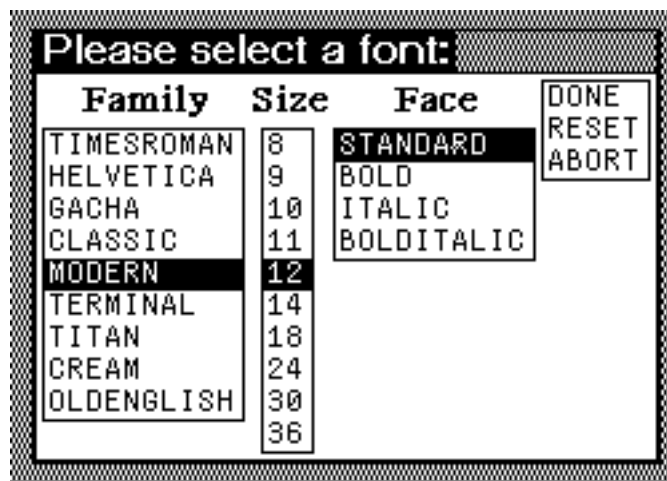
When a collaboratized notefile is opened, a menu of collaborators' names will appear, from which the current collaborator should select either his name or "New Name(s)." (During the collaboratization process, the notefile has no prior knowledge about collaborators; therefore the menu will contain only the "New Name(s)" option):



If one of the names is chosen, that collaborator will be instantiated as the current collaborator, and the corresponding collaborator information will be applied to the session. If "New Name(s)" is selected, the user will be prompted for a name. Then a new collaborator card will be created which has that name as its title:



The collaborator should provide a value for the Initials property by selecting the "?" with the left mouse button. A prompt window will appear, in which the collaborator can type the desired initials. These initials will appear in the titles of history cards created later. The collaborator may also change the Font property by selecting the existing Font value and choosing the desired font properties from the resulting menu:



Selecting DONE from the right side of this menu completes the Font property edit operation. The ExtraTEditProps property may also be changed by selecting the

existing value of ExtraTEditProps and typing the appropriate attribute-value pairs into the prompt window:

```
TEdit Props?
Type sequence of pairs of attributes and values
followed by carriage return.
(Preface expressions with ctrl-Y to have them eval'ed.)
>>
```

The Font and ExtraTEditProps properties define the defaults to be used in cards created by this collaborator. Once the collaborator is satisfied with the collaborator card, DONE should be selected.

```
Fill in parameters:
DONE
Peggy and Cathy
Initials      "P&C"
Font          (TIMESROMAN 12 STANDARD)
ExtraTEditProps NIL
```

## COLLABORATOR INFO

If the notefile icon middle button menu item "Collaborator Info" is selected, a menu containing the collaborators in this notefile will appear, with the current collaborator's name highlighted. Three commands also appear at the bottom of the menu:

```
Collaborator Name(s)
Peggy and Cathy
PIRISH, PA
TRIGG, PA
MARSHALL, PASA
-- New Name(s) --
-- Remove Name --
-- Change current collaborator --
```

The information in any of the collaborator cards may be changed at any time by selecting the name from this menu and editing the collaborator card that is brought up. The "New Name(s)" command is used as described in the **OPENING A COLLABORATIZED NOTEFILE** section. The "Remove Name" command allows the current user to remove a collaborator name from this notefile. The "Change current collaborator" command allows a different collaborator name to be chosen for the

current session in this notefile.