

## 26. GRAPHICS OUTPUT OPERATIONS

---

Streams are used as the basis for all I/O operations. Files are implemented as streams that can support character printing and reading operations, and file pointer manipulation. An image stream is a type of stream that also provides an interface for graphical operations. All of the operations that can be applied to streams can be applied to image streams. For example, an image stream can be passed as the argument to `PRINT`, to print something on an image stream. In addition, special functions are provided to draw lines and curves and perform other graphical operations. Calling these functions on a stream that is not an image stream will generate an error.

### Primitive Graphics Concepts

---

The Interlisp-D graphics system is based on manipulating bitmaps (rectangular arrays of pixels), positions, regions, and textures. These objects are used by all of the graphics functions.

#### Positions

A position denotes a point in an  $X, Y$  coordinate system. A `POSITION` is an instance of a record with fields `XCOORD` and `YCOORD` and is manipulated with the standard record package facilities. For example, `(create POSITION XCOORD ← 10 YCOORD ← 20)` creates a position representing the point (10,20).

`(POSITIONP X)` [Function]

Returns  $X$  if  $X$  is a position; `NIL` otherwise.

#### Regions

A Region denotes a rectangular area in a coordinate system. Regions are characterized by the coordinates of their bottom left corner and their width and height. A `REGION` is a record with fields `LEFT`, `BOTTOM`, `WIDTH`, and `HEIGHT`. It can be manipulated with the standard record package facilities. There are access functions for the `REGION` record that return the `TOP` and `RIGHT` of the region.

The following functions are provided for manipulating regions:

`(CREATEREGION LEFT BOTTOM WIDTH HEIGHT)` [Function]

Returns an instance of the `REGION` record which has `LEFT`, `BOTTOM`, `WIDTH` and `HEIGHT` as respectively its `LEFT`, `BOTTOM`, `WIDTH`, and `HEIGHT` fields.

## INTERLISP-D REFERENCE MANUAL

Example: (CREATEREGION 10 -20 100 200) will create a region that denotes a rectangle whose width is 100, whose height is 200, and whose lower left corner is at the position (10,-20).

(**REGIONP** *X*) [Function]

Returns *X* if *X* is a region, NIL otherwise.

(**INTERSECTREGIONS** *REGION*<sub>1</sub> *REGION*<sub>2</sub> . . . *REGION*<sub>*n*</sub>) [NoSpread Function]

Returns a region which is the intersection of a number of regions. Returns NIL if the intersection is empty.

(**UNIONREGIONS** *REGION*<sub>1</sub> *REGION*<sub>2</sub> . . . *REGION*<sub>*n*</sub>) [NoSpread Function]

Returns a region which is the union of a number of regions, i.e. the smallest region that contains all of them. Returns NIL if there are no regions given.

(**REGIONSINTERSECTP** *REGION*<sub>1</sub> *REGION*<sub>2</sub>) [Function]

Returns T if *REGION*<sub>1</sub> intersects *REGION*<sub>2</sub>. Returns NIL if they do not intersect.

(**SUBREGIONP** *LARGEREGION* *SMALLREGION*) [Function]

Returns T if *SMALLREGION* is a subregion (is equal to or entirely contained in) *LARGEREGION*; otherwise returns NIL.

(**EXTENDREGION** *REGION* *INCLUDEREGION*) [Function]

Changes (destructively modifies) the region *REGION* so that it includes the region *INCLUDEREGION*. It returns *REGION*.

(**MAKEWITHINREGION** *REGION* *LIMITREGION*) [Function]

Changes (destructively modifies) the left and bottom of the region *REGION* so that it is within the region *LIMITREGION*, if possible. If the dimension of *REGION* are larger than *LIMITREGION*, *REGION* is moved to the lower left of *LIMITREGION*. If *LIMITREGION* is NIL, the value of the variable *WHOLEDISPLAY* (the screen region) is used. **MAKEWITHINREGION** returns the modified *REGION*.

(**INSIDEP** *REGION* *POSORX* *Y*) [Function]

If *POSORX* and *Y* are numbers, it returns T if the point (*POSORX*, *Y*) is inside of *REGION*. If *POSORX* is a *POSITION*, it returns T if *POSORX* is inside of *REGION*. If *REGION* is a *WINDOW*, the window's interior region in window coordinates is used. Otherwise, it returns NIL.

## Bitmaps

The display primitives manipulate graphical images in the form of bitmaps. A bitmap is a rectangular array of "pixels," each of which is an integer representing the color of one point in the bitmap image. A bitmap is created with a specific number of bits allocated for each pixel. Most bitmaps used for the display screen use one bit per pixel, so that at most two colors can be represented. If a pixel is 0, the corresponding location on the image is white. If a pixel is 1, its location is black. This interpretation can be changed for the display screen with the function `VIDEOCOLOR`. Bitmaps with more than one bit per pixel are used to represent color or grey scale images. Bitmaps use a positive integer coordinate system with the lower left corner pixel at coordinate (0,0). Bitmaps are represented as instances of the datatype `BITMAP`. Bitmaps can be saved on files with the `VAR`s file package command.

**(`BITMAPCREATE` *WIDTH HEIGHT BITSPERPIXEL*)** [Function]

Creates and returns a new bitmap which is *WIDTH* pixels wide by *HEIGHT* pixels high, with *BITSPERPIXEL* bits per pixel. If *BITSPERPIXEL* is `NIL`, it defaults to 1.

**(`BITMAPP` *X*)** [Function]

Returns *X* if *X* is a bitmap, `NIL` otherwise.

**(`BITMAPWIDTH` *BITMAP*)** [Function]

Returns the width of *BITMAP* in pixels.

**(`BITMAPHEIGHT` *BITMAP*)** [Function]

Returns the height of *BITMAP* in pixels.

**(`BITSPERPIXEL` *BITMAP*)** [Function]

Returns the number of bits per pixel of *BITMAP*.

**(`BITMAPBIT` *BITMAP X Y NEWVALUE*)** [Function]

If *NEWVALUE* is between 0 and the maximum value for a pixel in *BITMAP*, the pixel (*X*, *Y*) is changed to *NEWVALUE* and the old value is returned. If *NEWVALUE* is `NIL`, *BITMAP* is not changed but the value of the pixel is returned. If *NEWVALUE* is anything else, an error is generated. If (*X*, *Y*) is outside the limits of *BITMAP*, 0 is returned and no pixels are changed. *BITMAP* can also be a window or display stream. Note: non-window image streams are "write-only"; the *NEWVALUE* argument must be non-`NIL`.

**(`BITMAPCOPY` *BITMAP*)** [Function]

Returns a new bitmap which is a copy of *BITMAP* (same dimensions, bits per pixel, and contents).

**(`EXPANDBITMAP` *BITMAP WIDTHFACTOR HEIGHTFACTOR*)** [Function]

Returns a new bitmap that is *WIDTHFACTOR* times as wide as *BITMAP* a

## INTERLISP-D REFERENCE MANUAL

nd *HEIGHTFACTOR* times as high. Each pixel of *BITMAP* is copied into a *WIDTHFACTOR* times *HEIGHTFACTOR* block of pixels. If *NIL*, *WIDTHFACTOR* defaults to 4, *HEIGHTFACTOR* to 1.

(**ROTATEBITMAP** *BITMAP*) [Function]

Given an m-high by n-wide bitmap, this function returns an n-high by m-wide bitmap. The returned bitmap is the image of the original bitmap, rotated 90 degrees clockwise.

(**SHRINKBITMAP** *BITMAP* *WIDTHFACTOR* *HEIGHTFACTOR* *DESTINATIONBITMAP*) [Function]

Returns a copy of *BITMAP* that has been shrunk by *WIDTHFACTOR* and *HEIGHTFACTOR* in the width and height, respectively. If *NIL*, *WIDTHFACTOR* defaults to 4, *HEIGHTFACTOR* to 1. If *DESTINATIONBITMAP* is not provided, a bitmap that is  $1/WIDTHFACTOR$  by  $1/HEIGHTFACTOR$  the size of *BITMAP* is created and returned. *WIDTHFACTOR* and *HEIGHTFACTOR* must be positive integers.

(**PRINTBITMAP** *BITMAP* *FILE*) [Function]

Prints the bitmap *BITMAP* on the file *FILE* in a format that can be read back in by *READBITMAP*.

(**READBITMAP** *FILE*) [Function]


Creates a bitmap by reading an expression (written by *PRINTBITMAP*) from the file *FILE*.

(**EDITBM** *BMSPEC*) [Function]

*EDITBM* provides an easy-to-use interactive editing facility for various types of bitmaps. If *BMSPEC* is a bitmap, it is edited. If *BMSPEC* is an atom whose value is a bitmap, its value is edited. If *BMSPEC* is *NIL*, *EDITBM* asks for dimensions and creates a bitmap. If *BMSPEC* is a region, that portion of the screen bitmap is used. If *BMSPEC* is a window, it is brought to the top and its contents edited.

*EDITBM* sets up the bitmap being edited in an editing window. The editing window has two major areas: a gridded edit area in the lower part of the window and a display area in the upper left part. In the edit area, the left button will add points, the middle button will erase points. The right button provides access to the normal window commands to reposition and reshape the window. The actual size bitmap is shown in the display area. For example, the following is a picture of the bitmap editing window editing a eight-high by eighteen-wide bitmap:

## GRAPHICS OUTPUT OPERATIONS

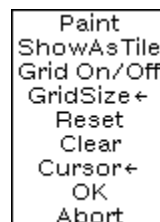


If the bitmap is too large to fit in the edit area, only a portion will be editable. This portion can be changed by scrolling both up and down in the left margin and left and right in the bottom margin. Pressing the middle button while in the display area will bring up a menu that allows global placement of the portion of the bitmap being edited. To allow more of the bitmap to be editing at once, the window can be reshaped to make it larger or the `GridSize←` command described below can be used to reduce the size of a bit in the edit area.

The bitmap editing window can be reshaped to provide more or less room for editing. When this happens, the space allocated to the editing area will be changed to fit in the new region.

Whenever the left or middle button is down and the cursor is not in the edit area, the section of the display of the bitmap that is currently in the edit area is complemented. Pressing the left button while not in the edit region will put the lower left 16 x 16 section of the bitmap into the cursor for as long as the left button is held down.

Pressing the middle button while not in either the edit area or the display area (i.e., while in the grey area in the upper right or in the title) will bring up a command menu.



There are commands to stop editing, to restore the bitmap to its initial state and to clear the bitmap. Holding the middle button down over a command will result in an explanatory message being printed in the prompt window. The commands are described below:

`Paint` Puts the current bitmap into a window and call the window `PAIN`T command on it. The `PAIN`T command implements drawing with various brush sizes and shapes but only on an actual sized bitmap. The `PAIN`T mode is left by pressing the `RIGHT` button and selecting the `QUIT` command from

## INTERLISP-D REFERENCE MANUAL

the menu. At this point, you will be given a choice of whether or not the changes you made while in PAINT mode should be made to the current bitmap.

- `ShowAsTile` Tessellates the current bitmap in the upper part of the window. This is useful for determining how a bitmap will look if it were made the display background (using the function `CHANGEBACKGROUND`). Note: The tiled display will not automatically change as the bitmap changes; to update it, use the `ShowAsTile` command again.
- `Grid, On/Off` Turns the editing grid display on or off.
- `GridSize←` Allows specification of the size of the editing grid. Another menu will appear giving a choice of several sizes. If one is selected, the editing portion of the bitmap editor will be redrawn using the selected grid size, allowing more or less of the bitmap to be edited without scrolling. The original size is chosen heuristically and is typically about 8. It is particularly useful when editing large bitmaps to set the edit grid size smaller than the original.
- `Reset` Sets all or part of the bitmap to the contents it had when `EDITBM` was called. Another menu will appear giving a choice between resetting the entire bitmap or just the portion that is in the edit area. The second menu also acts as a confirmation, since not selecting one of the choices on this menu results in no action being taken.
- `Clear` Sets all or part of the bitmap to 0. As with the `Reset` command, another menu gives a choice between clearing the entire bitmap or just the portion that is in the edit area.
- `Cursor←` Sets the cursor to the lower left part of the bitmap. This prompts the user to specify the cursor "hot spot" by clicking in the lower left corner of the grid.
- `OK` Copies the changed image into the original bitmap, stops the bitmap editor and closes the edit windows. The changes the bitmap editor makes during the interaction occur on a copy of the original bitmap. Unless the bitmap editor is exited via `OK`, no changes are made in the original.
- `Stop` Stops the bitmap editor without making any changes to the original bitmap.

### Textures

A Texture denotes a pattern of gray which can be used to (conceptually) tessellate the plane to form an infinite sheet of gray. It is currently either a 4 by 4 pattern or a 16 by N ( $N \leq 16$ ) pattern. Textures are created from bitmaps using the following function:

`(CREATETEXTUREFROMBITMAP BITMAP)` [Function]

Returns a texture object that will produce the texture of `BITMAP`. If `BITMAP` is too large, its lower left portion is used. If `BITMAP` is too small, it is repeated to fill out the texture.

## GRAPHICS OUTPUT OPERATIONS

(**TEXTUREP** *OBJECT*)

[Function]

Returns *OBJECT* if it is a texture; *NIL* otherwise.

The functions which accept textures (**TEXTUREP**, **BITBLT**, **DSPTEXTURE**, etc.) also accept bitmaps up to 16 bits wide by 16 bits high as textures. When a region is being filled with a bitmap texture, the texture is treated as if it were 16 bits wide (if less, the rest is filled with white space).

The common textures white and black are available as system constants **WHITESHAE** and **BLACKSHAE**. The global variable **GRAYSHAE** is used by many system facilities as a background gray shade and can be set by the user.

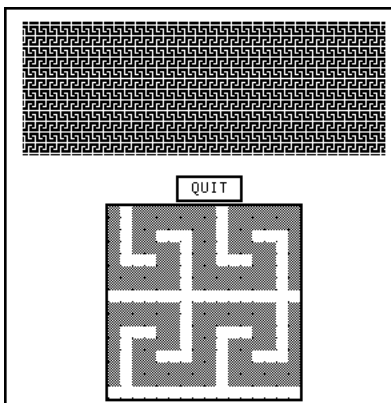
(**EDITSHAE** *SHAE*)

[Function]

Opens a window that allows the user to edit textures. Textures can be either small (4 by 4) patterns or large (16 by 16). In the edit area, the left button adds bits to the shade and the middle button erases bits from the shade. The top part of the window is painted with the current texture whenever all mouse keys are released. Thus it is possible to directly compare two textures that differ by more than one pixel by holding a mouse key down until all changes are made. When the "quit" button is selected, the texture being edited is returned.

If *SHAE* is a texture object, **EDITSHAE** starts with it. If *SHAE* is **T**, it starts with a large (16 by 16) white texture. Otherwise, it starts with **WHITESHAE**.

The following is a picture of the texture editor, editing a large (16 by 16) pattern:



### Opening Image Streams

---

An image stream is an output stream which "knows" how to process graphic commands to a graphics output device. Besides accepting the normal character-output functions (**PRINT**, etc.), an image

## INTERLISP-D REFERENCE MANUAL

stream can also be passed as an argument to functions to draw curves, to print characters in multiple fonts, and other graphics operations.

Each image stream has an "image stream type," a litem that specifies the type of graphic output device that the image stream is processing graphics commands for. Currently, the built-in image stream types are DISPLAY (for the display screen), INTERPRESS (for Interpress format printers), and PRESS (for Press format printers). There are also library packages available that define image stream types for the IRIS display, 4045 printer, FX-80 printer, C150 printer, etc.

Image streams to the display (display streams) interpret graphics commands by immediately executing the appropriate operations to cause the desired image to appear on the display screen. Image streams for hardcopy devices such as Interpress printers interpret the graphic commands by saving information in a file, which can later be sent to the printer.

Note: Not all graphics operations can be properly executed for all image stream types. For example, BITBLT may not be supported to all printers. This functionality is still being developed, but even in the long run some operations may be beyond the physical or logical capabilities of some devices or image file formats. In these cases, the stream will approximate the specified image as best it can.

(**OPENIMAGESTREAM** *FILE* *IMAGETYPE* *OPTIONS*)

[Function]

Opens and returns an image stream of type *IMAGETYPE* on a destination specified by *FILE*. If *FILE* is a file name on a normal file storage device, the image stream will store graphics commands on the specified file, which can be transmitted to a printer by explicit calls to LISTFILES and SEND.FILE.TO.PRINTER. If *IMAGETYPE* is DISPLAY, then the user is prompted for a window to open. *FILE* in this case will be used as the title of the window.

If *FILE* is a file name on the LPT device, this indicates that the graphics commands should be stored in a temporary file, and automatically sent to the printer when the image stream is closed by CLOSEF. *FILE* = NIL is equivalent to *FILE* = {LPT}. File names on the LPT device are of the form {LPT}PRINTERNAME.TYPE, where PRINTERNAME, TYPE, or both may be omitted. PRINTERNAME is the name of the particular printer to which the file will be transmitted on closing; it defaults to the first printer on DEFAULTPRINTINGHOST that can print *IMAGETYPE* files. The TYPE extension supplies the value of *IMAGETYPE* when it is defaulted (see below). OPENIMAGESTREAM will generate an error if the specified printer does not accept the kind of file specified by *IMAGETYPE*.

If *IMAGETYPE* is NIL, the image type is inferred from the extension field of *FILE* and the EXTENSIONS properties in the list PRINTFILETYPES. Thus, the extensions IP, IPR, and INTERPRESS indicate Interpress format, and the extension PRESS indicates Press format. If *FILE* is a printer file with no extension (of the form {LPT}PRINTERNAME), then *IMAGETYPE* will be the type that the indicated printer can print. If *FILE* has no extension but is not on the printer device {LPT}, then *IMAGETYPE* will default to the type accepted by the first printer on DEFAULTPRINTINGHOST.



## GRAPHICS OUTPUT OPERATIONS

*OPTIONS* is a list in property list format, (PROP1 VAL1 PROP2 VAL2 -), used to specify certain attributes of the image stream; not all attributes are meaningful or interpreted by all types of image streams. Acceptable properties are:

**REGION** Value is the region on the page (in stream scale units, 0,0 being the lower-left corner of the page) that text will fill up. It establishes the initial values for DSPLEFTMARGIN, DSPRIGHTMARGIN, DSPBOTTOMMARGIN (the point at which carriage returns cause page advancement) and DSPTOPMARGIN (where the stream is positioned at the beginning of a new page).

If this property is not given, the value of the variable DEFAULTPAGEREGION, is used.

**FONTS** Value is a list of fonts that are expected to be used in the image stream. Some image streams (e.g. Interpress) are more efficient if the expected fonts are specified in advance, but this is not necessary. The first font in this list will be the initial font of the stream, otherwise the default font for that image stream type will be used.

**HEADING** Value is the heading to be placed automatically on each page. NIL means no heading.

Examples: Suppose that Tremor: is an Interpress printer, Quake is a Press printer, and DEFAULTPRINTINGHOST is (Tremor: Quake):

(OPENIMAGESTREAM) returns an Interpress image stream on printer Tremor:.

(OPENIMAGESTREAM NIL 'PRESS) returns a Press stream on Quake.

(OPENIMAGESTREAM '{LPT}.INTERPRESS) returns an Interpress stream on Tremor:.

(OPENIMAGESTREAM '{CORE}FOO.PRESS) returns a Press stream on the file {CORE}FOO.PRESS.

(**IMAGESTREAMP** *X* *IMAGETYPE*) [NoSpread Function]

Returns *X* (possibly coerced to a stream) if it is an output image stream of type *IMAGETYPE* (or of any type if *IMAGETYPE* = NIL), otherwise NIL.

(**IMAGESTREAMTYPE** *STREAM*) [Function]

Returns the image stream type of *STREAM*.

(**IMAGESTREAMTYPEP** *STREAM* *TYPE*) [Function]

Returns T if *STREAM* is an image stream of type *TYPE*.

## **Accessing Image Stream Fields**

---

The following functions manipulate the fields of an image stream. These functions return the old value (the one being replaced). A value of *NIL* for the new value will return the current setting without changing it. These functions do not change any of the bits drawn on the image stream; they just affect future operations done on the image stream.

**(DSPCLIPPINGREGION** *REGION STREAM*) [Function]

The clipping region is a region that limits the extent of characters printed and lines drawn (in the image stream's coordinate system). Initially set so that no clipping occurs.

Warning: For display streams, the window system maintains the clipping region during window operations. Users should be very careful about changing this field.

**(DSPFONT** *FONT STREAM*) [Function]

The font field specifies the font used when printing characters to the image stream.

Note: *DSPFONT* determines its new font descriptor from *FONT* by the same coercion rules that *FONTPROP* and *FONTCREATE* use, with one additional possibility: If *FONT* is a list of the form (*PROP*<sub>1</sub> *VAL*<sub>1</sub> *PROP*<sub>2</sub> *VAL*<sub>2</sub> . . .) where *PROP*<sub>1</sub> is acceptable as a font-property to *FONTCOPY*, then the new font is obtained by (*FONTCOPY* (*DSPFONT* *NIL* *STREAM*) *PROP*<sub>1</sub> *VAL*<sub>1</sub> *PROP*<sub>2</sub> *VAL*<sub>2</sub> . . .). For example, (*DSPFONT* ' (*SIZE* 12) *STREAM*) would change the font to the 12 point version of the current font, leaving all other font properties the same.

**(DSPTOPMARGIN** *YPOSITION STREAM*) [Function]

The top margin is an integer that is the Y position after a new page (in the image stream's coordinate system). This function has no effect on windows.

**(DSPBOTTOMMARGIN** *YPOSITION STREAM*) [Function]

The bottom margin is an integer that is the minimum Y position that characters will be printed by *PRIN1* (in the image stream's coordinate system). This function has no effect on windows.

**(DSPLEFTMARGIN** *XPOSITION STREAM*) [Function]

The left margin is an integer that is the X position after an end-of-line (in the image stream's coordinate system). Initially the left edge of the clipping region.

**(DSPRIGHTMARGIN** *XPOSITION STREAM*) [Function]

The right margin is an integer that is the maximum X position that characters will be printed by *PRIN1* (in the image stream's coordinate system). This is initially the position of the right edge of the window or page.

## GRAPHICS OUTPUT OPERATIONS

The line length of a window or image stream (as returned by `LINELENGTH`) is computed by dividing the distance between the left and right margins by the width of an uppercase "A" in the current font. The line length is changed whenever the font, left margin, or right margin are changed or whenever the window is reshaped.

**(DSPOPERATION OPERATION STREAM)** [Function]

The operation is the default `BITBLT` operation used when printing or drawing on the image stream. One of `REPLACE`, `PAINT`, `INVERT`, or `ERASE`. Initially `REPLACE`. This is a meaningless operation for most printers which support the model that once dots are deposited on a page they cannot be removed.

**(DSPLINEFEED DELTAY STREAM)** [Function]

The linefeed is an integer that specifies the `Y` increment for each linefeed, normally negative. Initially minus the height of the initial font.

**(DSPCLEOL DSPSTREAM XPOS YPOS HEIGHT)** [Function]

"Clear to end of line". Clears a region from `(XPOS, YPOS)` to the right margin of the display, with a height of `HEIGHT`. If `XPOS` and `YPOS` are `NIL`, clears the remainder of the current display line, using the height of the current font.

**(DSPRUBOUTCHAR DSPSTREAM CHAR X Y TTBL)** [Function]

Backs up over character code `CHAR` in the `DSPSTREAM`, erasing it. If `X, Y` are supplied, the rubbing out starts from the position specified. **DSPRUBOUTCHAR** assumes `CHAR` was printed with the terminal table `TTBL`, so it knows to handle control characters, etc. `TTBL` defaults to the primary terminal table.

**(DSPSCALE SCALE STREAM)** [Function]

Returns the scale of the image stream `STREAM`, a number indicating how many units in the streams coordinate system correspond to one printer's point (1/72 of an inch). For example, `DSPSCALE` returns 1 for display streams, and 35.27778 for Interpress and Press streams (the number of microns per printer's point). In order to be device-independent, user graphics programs must either not specify position values absolutely, or must multiply absolute point quantities by the `DSPSCALE` of the destination stream. For example, to set the left margin of the Interpress stream `XX` to one inch, do

```
(DSPLEFTMARGIN (TIMES 72 (DSPSCALE NIL XX)) XX)
```

The `SCALE` argument to `DSPSCALE` is currently ignored. In a future release it will enable the scale of the stream to be changed under user control, so that the necessary multiplication will be done internal to the image stream interface. In this case, it would be possible to set the left margin of the Interpress stream `XX` to one inch by doing

```
(DSPSCALE 1 XX)
(DSPLEFTMARGIN 72 XX)
```

## INTERLISP-D REFERENCE MANUAL

**(DSPSPACEFACTOR** *FACTOR* *STREAM*) [Function]

The space factor is the amount by which to multiply the natural width of all following space characters on *STREAM*; this can be used for the justification of text. The default value is 1. For example, if the natural width of a space in *STREAM*'s current font is 12 units, and the space factor is set to two, spaces appear 24 units wide. The values returned by `STRINGWIDTH` and `CHARWIDTH` are also affected.

The following two functions only have meaning for image streams that can display color:

**(DSPCOLOR** *COLOR* *STREAM*) [Function]

Sets the default foreground color of *STREAM*. Returns the previous foreground color. If *COLOR* is `NIL`, it returns the current foreground color without changing anything. The default color is white.

**(DSPBACKCOLOR** *COLOR* *STREAM*) [Function]

Sets the background color of *STREAM*. Returns the previous background color. If *COLOR* is `NIL`, it returns the current background color without changing anything. The default background color is black.

### Current Position of an Image Stream

Each image stream has a "current position," which is a position (in the image stream's coordinate system) where the next printing operation will start from. The functions which print characters or draw on an image stream update these values appropriately. The following functions are used to explicitly access the current position of an image stream:

**(DSPXPOSITION** *XPOSITION* *STREAM*) [Function]

Returns the X coordinate of the current position of *STREAM*. If *XPOSITION* is non-`NIL`, the X coordinate is set to it (without changing the Y coordinate).

**(DSPYPOSITION** *YPOSITION* *STREAM*) [Function]

Returns the Y coordinate of the current position of *STREAM*. If *YPOSITION* is non-`NIL`, the Y coordinate is set to it (without changing the X coordinate).

**(MOVETO** *X* *Y* *STREAM*) [Function]

Changes the current position of *STREAM* to the point (*X*, *Y*).

**(RELMOVETO** *DX* *DY* *STREAM*) [Function]

Changes the current position to the point (*DX*, *DY*) coordinates away from current position of *STREAM*.

**(MOVETOUPPERLEFT** *STREAM REGION*) [Function]

Moves the current position to the beginning position of the top line of text. If *REGION* is non-NIL, it must be a *REGION* and the X position is changed to the left edge of *REGION* and the Y position changed to the top of *REGION* less the font ascent of *STREAM*. If *REGION* is NIL, the X coordinate is changed to the left margin of *STREAM* and the Y coordinate is changed to the top of the clipping region of *STREAM* less the font ascent of *STREAM*.

### **Moving Bits Between Bitmaps With BITBLT**

---

BITBLT is the primitive function for moving bits from one bitmap to another, or from a bitmap to an image stream.

**(BITBLT** *SOURCE SOURCELEFT SOURCEBOTTOM DESTINATION DESTINATIONLEFT DESTINATIONBOTTOM WIDTH HEIGHT SOURCTYPE OPERATION TEXTURE CLIPPINGREGION*) [Function]

Transfers a rectangular array of bits from *SOURCE* to *DESTINATION*. *SOURCE* can be a bitmap, or a display stream or window, in which case its associated bitmap is used. *DESTINATION* can be a bitmap or an arbitrary image stream.

*WIDTH* and *HEIGHT* define a pair of rectangles, one in each of the *SOURCE* and *DESTINATION* whose left, bottom corners are at, respectively, (*SOURCELEFT*, *SOURCEBOTTOM*) and (*DESTINATIONLEFT*, *DESTINATIONBOTTOM*). If these rectangles overlap the boundaries of either source or destination they are both reduced in size (without translation) so that they fit within their respective boundaries. If *CLIPPINGREGION* is non-NIL it should be a *REGION* and is interpreted as a clipping region within *DESTINATION*; clipping to this region may further reduce the defining rectangles. These (possibly reduced) rectangles define the source and destination rectangles for BITBLT.

The mode of *transferring* bits is defined by *SOURCTYPE* and *OPERATION*. *SOURCTYPE* and *OPERATION* specify whether the source bits should come from *SOURCE* or *TEXTURE*, and how these bits are combined with those of *DESTINATION*. *SOURCTYPE* and *OPERATION* are described further below.

*TEXTURE* is a texture. BITBLT aligns the texture so that the upper-left pixel of the texture coincides with the upper-left pixel of the destination bitmap.

*SOURCELEFT*, *SOURCEBOTTOM*, *DESTINATIONLEFT*, and *DESTINATIONBOTTOM* default to 0. *WIDTH* and *HEIGHT* default to the width and height of the *SOURCE*. *TEXTURE* defaults to white. *SOURCTYPE* defaults to INPUT. *OPERATION* defaults to REPLACE. If *CLIPPINGREGION* is not provided, no additional clipping is done. BITBLT returns T if any bits were moved; NIL otherwise.

Note: If *SOURCE* or *DESTINATION* is a window or image stream, the remaining arguments are interpreted as values in the coordinate system of the window or image

## INTERLISP-D REFERENCE MANUAL

stream and the operation of BITBLT is translated and clipped accordingly. Also, if a window or image stream is used as the destination to BITBLT, its clipping region further limits the region involved.

*SOURCETYPE* specifies whether the source bits should come from the bitmap *SOURCE*, or from the texture *TEXTURE*. *SOURCETYPE* is interpreted as follows:

- INPUT The source bits come from *SOURCE*. *TEXTURE* is ignored.
- INVERT The source bits are the inverse of the bits from *SOURCE*. *TEXTURE* is ignored.
- TEXTURE The source bits come from *TEXTURE*. *SOURCE*, *SOURCELEFT*, and *SOURCEBOTTOM* are ignored.

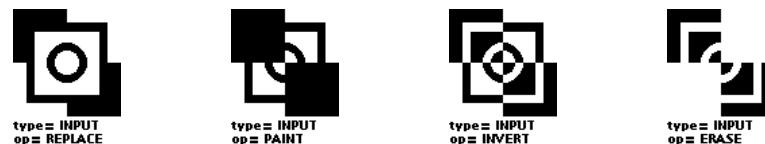
*OPERATION* specifies how the source bits (as specified by *SOURCETYPE*) are combined with the bits in *DESTINATION* and stored back into *DESTINATION*. *DESTINATION* is one of the following:

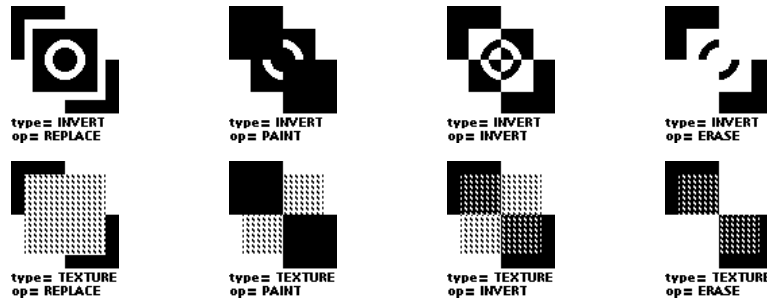
- REPLACE All source bits (on or off) replace destination bits.
- PAINT Any source bits that are on replace the corresponding destination bits. Source bits that are off have no effect. Does a logical OR between the source bits and the destination bits.
- INVERT Any source bits that are on invert the corresponding destination bits. Does a logical XOR between the source bits and the destination bits.
- ERASE Any source bits that are on erase the corresponding destination bits. Does a logical AND operation between the inverse of the source bits and the destination bits.

Different combinations of *SOURCETYPE* and *OPERATION* can be specified to achieve many different effects. Given the following bitmaps as the values of *SOURCE*, *TEXTURE*, and *DESTINATION*:



BITBLT would produce the results given below for the difference combinations of *SOURCETYPE* and *OPERATION* (assuming *CLIPPINGREGION*, *SOURCELEFT*, etc. are set correctly, of course):





(**BLTSHADE** *TEXTURE DESTINATION DESTINATIONLEFT DESTINATIONBOTTOM WIDTH HEIGHT OPERATION CLIPPINGREGION*) [Function]

BLTSHADE is the *SOURCETYPE = TEXTURE* case of BITBLT. It fills the specified region of the destination bitmap *DESTINATION* with the texture *TEXTURE*. *DESTINATION* can be a bitmap or image stream.

(**BITMAPIMAGESIZE** *BITMAP DIMENSION STREAM*) [Function]

Returns the size that *BITMAP* will be when BITBLT'ed to *STREAM*, in *STREAM*'s units. *DIMENSION* can be one of *WIDTH*, *HEIGHT*, or *NIL*, in which case the dotted pair (*WIDTH* . *HEIGHT*) will be returned.

## Drawing Lines

Interlisp-D provides several functions for drawing lines and curves on image streams. The line drawing functions are intended for interactive applications where efficiency is important. They do not allow the use of "brush" patterns, like the curve drawing functions, but (for display streams) they support drawing a line in INVERT mode, so redrawing the line will erase it. DRAWCURVE can be used to draw lines using a brush.

(**DRAWLINE** *X<sub>1</sub> Y<sub>1</sub> X<sub>2</sub> Y<sub>2</sub> WIDTH OPERATION STREAM COLOR DASHING*) [Function]

Draws a straight line from the point (*X<sub>1</sub>*, *Y<sub>1</sub>*) to the point (*X<sub>2</sub>*, *Y<sub>2</sub>*) on the image stream *STREAM*. The position of *STREAM* is set to (*X<sub>2</sub>*, *Y<sub>2</sub>*). If *X<sub>1</sub>* equals *X<sub>2</sub>* and *Y<sub>1</sub>* equals *Y<sub>2</sub>*, a point is drawn at (*X<sub>1</sub>*, *Y<sub>1</sub>*).

*WIDTH* is the width of the line, in the units of the device. If *WIDTH* is *NIL*, the default is 1.

*OPERATION* is the BITBLT operation used to draw the line. If *OPERATION* is *NIL*, the value of *DSPOPERATION* for the image stream is used.

*COLOR* is a color specification that determines the color used to draw the line for image streams that support color. If *COLOR* is *NIL*, the *DSPCOLOR* of *STREAM* is used.

## INTERLISP-D REFERENCE MANUAL

*DASHING* is a list of positive integers that determines the dashing characteristics of the line. The line is drawn for the number of points indicated by the first element of the dashing list, is not drawn for the number of points indicated by the second element. The third element indicates how long it will be on again, and so forth. The dashing sequence is repeated from the beginning when the list is exhausted. A brush `LINEWITHBRUSH-by-LINEWITHBRUSH` is used.

If *DASHING* is `NIL`, the line is not dashed.

**(DRAWBETWEEN** *POSITION<sub>1</sub>* *POSITION<sub>2</sub>* *WIDTH* *OPERATION* *STREAM* *COLOR* *DASHING*) [Function]

Draws a line from the point *POSITION<sub>1</sub>* to the point *POSITION<sub>2</sub>* onto the destination bitmap of *STREAM*. The position of *STREAM* is set to *POSITION<sub>2</sub>*.

In the Medley release, when using the color argument, Interpress **DRAWLINE** treats 16x16 bitmaps or negative numbers as shades/textures. Positive numbers continue to refer to color maps, and so cannot be used as textures. To convert an integer shade into a negative number use `NEGSHADE` (e.g. `(NEGSHADE 42495)` is `-23041`).

**(DRAWTO** *X* *Y* *WIDTH* *OPERATION* *STREAM* *COLOR* *DASHING*) [Function]

Draws a line from the current position to the point *(X, Y)* onto the destination bitmap of *STREAM*. The position of *STREAM* is set to *(X, Y)*.

**(RELDRAWTO** *DX* *DY* *WIDTH* *OPERATION* *STREAM* *COLOR* *DASHING*) [Function]

Draws a line from the current position to the point *(DX, DY)* coordinates away onto the destination bitmap of *STREAM*. The position of *STREAM* is set to the end of the line. If *DX* and *DY* are both 0, nothing is drawn.

### Drawing Curves

---

A curve is drawn by placing a brush pattern centered at each point along the curve's trajectory. A brush pattern is defined by its shape, size, and color. The predefined brush shapes are `ROUND`, `SQUARE`, `HORIZONTAL`, `VERTICAL`, and `DIAGONAL`; new brush shapes can be created using the `INSTALLBRUSH` function, described below. A brush size is an integer specifying the width of the brush in the units of the device. The color is a color specification, which is only used if the curve is drawn to an image stream that supports colors.

A brush is specified to the various drawing functions as a list of the form `(SHAPE WIDTH COLOR)`, for example `(SQUARE 2)` or `(VERTICAL 4 RED)`. A brush can also be specified as a positive integer, which is interpreted as a `ROUND` brush of that width. If a brush is a list atom, it is assumed to be a function which is called at each point of the curve's trajectory (with three arguments: the X-



## GRAPHICS OUTPUT OPERATIONS

coordinate of the point, the Y-coordinate, and the image stream), and should do whatever image stream operations are necessary to draw each point. Finally, if a brush is specified as NIL, a (ROUND 1) brush is used as default.

The appearance of a curve is also determined by its dashing characteristics. Dashing is specified by a list of positive integers. If a curve is dashed, the brush is placed along the trajectory for the number of units indicated by the first element of the dashing list. The brush is off, not placed in the bitmap, for a number of units indicated by the second element. The third element indicates how long it will be on again, and so forth. The dashing sequence is repeated from the beginning when the list is exhausted. The units used to measure dashing are the units of the brush. For example, specifying the dashing as (1 1) with a brush of (ROUND 16) would put the brush on the trajectory, skip 16 points, and put down another brush. A curve is not dashed if the dashing argument to the drawing function is NIL.

The curve functions use the image stream's clipping region and operation. Most types of image streams only support the PAINT operation when drawing curves. When drawing to a display stream, the curve-drawing functions accept the operation INVERT if the brush argument is 1. For brushes larger than 1, these functions will use the ERASE operation instead of INVERT. For display streams, the curve-drawing functions treat the REPLACE operation the same as PAINT.


**(DRAWCURVE** *KNOTS CLOSED BRUSH DASHING STREAM*) [Function]

Draws a "parametric cubic spline curve" on the image stream *STREAM*. *KNOTS* is a list of positions to which the curve will be fitted. If *CLOSED* is non-NIL, the curve will be closed; otherwise it ends at the first and last positions in *KNOTS*. *BRUSH* and *DASHING* are interpreted as described above.

For example,

```
(DRAWCURVE ' ((10 . 10) (50 . 50) (100 . 10) (150 . 50))
  NIL ' (ROUND 5) ' (1 1 1 2) XX)
```

would draw a curve like the following on the display stream XX:



**(DRAWCIRCLE** *CENTERX CENTERY RADIUS BRUSH DASHING STREAM*) [Function]

Draws a circle of radius *RADIUS* about the point (*CENTERX*, *CENTERY*) onto the image stream *STREAM*. *STREAM*'s position is left at (*CENTERX*, *CENTERY*). The other arguments are interpreted as described above.

## INTERLISP-D REFERENCE MANUAL

**(DRAWARC** *CENTERX* *CENTERY* *RADIUS* *STARTANGLE* *NDEGREES* *BRUSH*  
*DASHINGSTREAM*) [Function]

Draws an arc of the circle whose center point is (*CENTERX* *CENTERY*) and whose radius is *RADIUS* from the position at *STARTANGLE* degrees for *NDEGREES* number of degrees. If *STARTANGLE* is 0, the starting point will be (*CENTERX* (*CENTERY* + *RADIUS*)). If *NDEGREES* is positive, the arc will be counterclockwise. If *NDEGREES* is negative, the arc will be clockwise. The other arguments are interpreted as described in **DRAWCIRCLE**.

**(DRAWELLIPSE** *CENTERX* *CENTERY* *SEMIMINORRADIUS* *SEMIMAJORRADIUS*  
*ORIENTATION* *BRUSH* *DASHING* *STREAM*) [Function]

Draws an ellipse with a minor radius of *SEMIMINORRADIUS* and a major radius of *SEMIMAJORRADIUS* about the point (*CENTERX*, *CENTERY*) onto the image stream *STREAM*. *ORIENTATION* is the angle of the major axis in degrees, positive in the counterclockwise direction. *STREAM*'s position is left at (*CENTERX*, *CENTERY*). The other arguments are interpreted as described above.

New brush shapes can be defined using the following function:

**(INSTALLBRUSH** *BRUSHNAME* *BRUSHFN* *BRUSHARRAY*) [Function]

Installs a new brush called *BRUSHNAME* with creation-function *BRUSHFN* and optional array *BRUSHARRAY*. *BRUSHFN* should be a function of one argument (a width), which returns a bitmap of the brush for that width. *BRUSHFN* will be called to create new instances of *BRUSHNAME*-type brushes; the sixteen smallest instances will be pre-computed and cached. "Hand-crafted" brushes can be supplied as the *BRUSHARRAY* argument. Changing an existing brush can be done by calling **INSTALLBRUSH** with new *BRUSHFN* and/or *BRUSHARRAY*.

**(DRAWPOINT** *X* *Y* *BRUSH* *STREAM* *OPERATION*) [Function]

Draws *BRUSH* centered around point (*X*, *Y*) on *STREAM*, using the operation *OPERATION*. *BRUSH* may be a bitmap or a brush.

### Miscellaneous Drawing and Printing Operations

---

**(DSPFILL** *REGION* *TEXTURE* *OPERATION* *STREAM*) [Function]

Fills *REGION* of the image stream *STREAM* (within the clipping region) with the texture *TEXTURE*. If *REGION* is *NIL*, the whole clipping region of *STREAM* is used. If *TEXTURE* or *OPERATION* is *NIL*, the values for *STREAM* are used.

## GRAPHICS OUTPUT OPERATIONS

**(DRAWPOLYGON POINTS CLOSED BRUSH DASHING STREAM)**

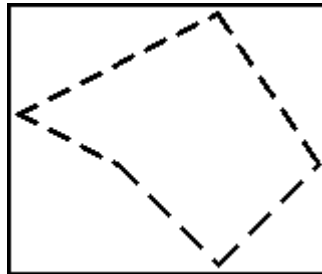
[Function]

Draws a polygon on the image stream *STREAM*. *POINTS* is a list of positions to which the figure will be fitted (the vertices of the polygon). If *CLOSED* is non-NIL, then the starting position is specified only once in *POINTS*. If *CLOSED* is NIL, then the starting vertex must be specified twice in *POINTS*. *BRUSH* and *DASHING* are interpreted as described in Chapter 27 of the Interlisp-D Reference Manual.

For example,

```
(DRAWPOLYGON ' ((100 . 100) (50 . 125)
                (150 . 175) (200 . 100) (150 .
50) )
              T ' (ROUND 3) ' (4 2) XX)
```

will draw a polygon like the following on the display stream XX.



**(FILLPOLYGON POINTS TEXTURE OPERATION WINDNUMBER STREAM)**

[Function]

*OPERATION* is the **BITBLT** operation (see page 27.15 in the Interlisp-D Reference Manual) used to fill the polygon. If the *OPERATION* is NIL, the *OPERATION* defaults to the *STREAM* default *OPERATION*.

*WINDNUMBER* is the number for the winding rule convention. This number is either 0 or 1; 0 indicates the "zero" winding rule, 1 indicates the "odd" winding rule.

When filling a polygon, there is more than one way of dealing with the situation where two polygon sides intersect, or one polygon is fully inside the other. Currently, **FILLPOLYGON** to a display stream uses the "odd" winding rule, which means that intersecting polygon sides define areas that are filled or not filled somewhat like a checkerboard. For example,

```
(FILLPOLYGON
 ' ( ((110 . 110) (150 . 200) (190 . 110))
     ((135 . 125) (160 . 125) (160 . 150) (135 .
150) ) )
   GRAYSHADE WINDOW)
```

will produce a display something like this:

## INTERLISP-D REFERENCE MANUAL



This fill convention also takes into account all polygons in *POINTS*, if it specifies multiple polygons.

(**FILLCIRCLE** *CENTERX CENTERY RADIUS TEXTURE STREAM*) [Function]

Fills in a circular area of radius *RADIUS* about the point (*CENTERX, CENTERY*) in *STREAM* with *TEXTURE*. *STREAM*'s position is left at (*CENTERX, CENTERY*).

(**DSPRESET** *STREAM*) [Function]

Sets the X coordinate of *STREAM* to its left margin, sets its Y coordinate to the top of the clipping region minus the font ascent. For a display stream, this also fills its destination bitmap with its background texture.

(**DSPNEWPAGE** *STREAM*) [Function]

Starts a new page. The X coordinate is set to the left margin, and the Y coordinate is set to the top margin plus the linefeed.

(**CENTERPRINTINREGION** *EXP REGION STREAM*) [Function]

Prints *EXP* so that it is centered within *REGION* of the *STREAM*. If *REGION* is NIL, *EXP* will be centered in the clipping region of *STREAM*.

### Drawing and Shading Grids

---

A grid is a partitioning of an arbitrary coordinate system (hereafter referred to as the "source system") into rectangles. This section describes functions that operate on grids. It includes functions to draw the outline of a grid, to translate between positions in a source system and grid coordinates (the coordinates of the rectangle which contains a given position), and to shade grid rectangles. A grid is defined by its "unit grid," a region (called a grid specification) which is the origin rectangle of the grid in terms of the source system. Its LEFT field is interpreted as the X-coordinate of the left edge of the origin rectangle, its BOTTOM field is the Y-coordinate of the bottom edge of the origin rectangle, its WIDTH is the width of the grid rectangles, and its HEIGHT is the height of the grid rectangles.

(**GRID** *GRIDSPEC WIDTH HEIGHT BORDER STREAM GRIDSHADE*) [Function]

Outlines the grid defined by *GRIDSPEC* which is *WIDTH* rectangles wide and *HEIGHT* rectangles high on *STREAM*. Each box in the grid has a border within it that is *BORDER* points on each side; so the resulting lines in the grid are  $2 * \textit{BORDER}$  thick. If *BORDER* is the atom *POINT*, instead of a border the lower left point of each grid rectangle will be turned

## GRAPHICS OUTPUT OPERATIONS

on. If *GRIDSHADE* is non-NIL, it should be a texture and the border lines will be drawn using that texture.

(**SHADEGRIDBOX** *X Y SHADE OPERATION GRIDSPEC GRIDBORDER STREAM*) [Function]

Shades the grid rectangle (*X, Y*) of *GRIDSPEC* with texture *SHADE* using *OPERATION* on *STREAM*. *GRIDBORDER* is interpreted the same as for *GRID*.

The following two functions map from the *X, Y* coordinates of the source system into the grid *X, Y* coordinates:

(**GRIDXCOORD** *XCOORD GRIDSPEC*) [Function]

Returns the grid *X*-coordinate (in the grid specified by *GRIDSPEC*) that contains the source system *X*-coordinate *XCOORD*.

(**GRIDYCOORD** *YCOORD GRIDSPEC*) [Function]

Returns the grid *Y*-coordinate (in the grid specified by *GRIDSPEC*) that contains the source system *Y*-coordinate *YCOORD*.

The following two functions map from the grid *X, Y* coordinates into the *X, Y* coordinates of the source system:

(**LEFTOFGRIDCOORD** *GRIDX GRIDSPEC*) [Function]

Returns the source system *X*-coordinate of the left edge of a grid rectangle at grid *X*-coordinate *GRIDX* (in the grid specified by *GRIDSPEC*).

(**BOTTOMOFGRIDCOORD** *GRIDY GRIDSPEC*) [Function]

Returns the source system *Y*-coordinate of the bottom edge of a grid rectangle at grid *Y*-coordinate *GRIDY* (in the grid specified by *GRIDSPEC*).

### Display Streams

---

Display streams (image streams of type *DISPLAY*) are used to control graphic output operations to a bitmap, known as the "destination" bitmap of the display stream. For each window on the screen, there is an associated display stream which controls graphics operations to a specific part of the screen bitmap. Any of the functions that take a display stream will also take a window, and use the associated display stream. Display streams can also have a destination bitmap that is not connected to any window or display device.

## INTERLISP-D REFERENCE MANUAL

**(DSPCREATE DESTINATION)** [Function]

Creates and returns a display stream. If *DESTINATION* is specified, it is used as the destination bitmap, otherwise the screen bitmap is used.

**(DSPDESTINATION DESTINATION DISPLAYSTREAM)** [Function]

Returns the current destination bitmap for *DISPLAYSTREAM*, setting it to *DESTINATION* if non-NIL. *DESTINATION* can be either the screen bitmap, or an auxiliary bitmap in order to construct figures, possibly save them, and then display them in a single operation.

Warning: The window system maintains the destination of a window's display stream. Users should be very careful about changing this field.

**(DSPXOFFSET XOFFSET DISPLAYSTREAM)** [Function]

**(DSPYOFFSET YOFFSET DISPLAYSTREAM)** [Function]

Each display stream has its own coordinate system, separate from the coordinate system of its destination bitmap. Having the coordinate system local to the display stream allows objects to be displayed at different places by translating the display stream's coordinate system relative to its destination bitmap. This local coordinate system is defined by the X offset and Y offset.

DSPXOFFSET returns the current X offset for *DISPLAYSTREAM*, the X origin of the display stream's coordinate system in the destination bitmap's coordinate system. It is set to *XOFFSET* if non-NIL.

DSPYOFFSET returns the current Y offset for *DISPLAYSTREAM*, the Y origin of the display stream's coordinate system in the destination bitmap's coordinate system. It is set to *YOFFSET* if non-NIL.

The X offset and Y offset for a display stream are both initially 0 (no X or Y-coordinate translation).

Warning: The window system maintains the X and Y offset of a window's display stream. Users should be very careful about changing these fields.

**(DSPTEXTURE TEXTURE DISPLAYSTREAM)** [Function]

Returns the current texture used as the background pattern for *DISPLAYSTREAM*. It is set to *TEXTURE* if non-NIL. Initially the value of WHITESHADE.

**(DSPSOURCETYPE SOURCETYPE DISPLAYSTREAM)** [Function]

Returns the current BITBLT sourcetype used when printing characters to the display stream. It is set to *SOURCETYPE*, if non-NIL. Must be either INPUT or INVERT. Initially INPUT.

## GRAPHICS OUTPUT OPERATIONS

(**DSPSCROLL** *SWITCHSETTING DISPLAYSTREAM*) [Function]

Returns the current value of the "scroll flag," a flag that determines the scrolling behavior of the display stream; either ON or OFF. If ON, the bits in the display stream's destination bitmap are moved after any linefeed that moves the current position out of the destination bitmap. Any bits moved out of the current clipping region are lost. Does not adjust the X offset, Y offset, or clipping region of the display stream. Initially OFF.

Sets the scroll flag to *SWITCHSETTING*, if non-NIL.

Note: The word "scrolling" also describes the use of "scroll bars" on the left and bottom of a window to move an object displayed in a window.

Each window has an associated display stream. To get the window of a particular display stream, use WFROMDS:

(**WFROMDS** *DISPLAYSTREAM DONTCREATE*) [Function]

Returns the window associated with *DISPLAYSTREAM*, creating a window if one does not exist (and *DONTCREATE* is NIL). Returns NIL if the destination of *DISPLAYSTREAM* is not a screen bitmap that supports a window system.

If *DONTCREATE* is non-NIL, WFROMDS will never create a window, and returns NIL if *DISPLAYSTREAM* does not have an associated window.

TTYDISPLAYSTREAM calls WFROMDS with *DONTCREATE* = T, so it will not create a window unnecessarily. Also, if WFROMDS does create a window, it calls CREATEW with *NOOPENFLG* = T.

(**DSPBACKUP** *WIDTH DISPLAYSTREAM*) [Function]

Backs up *DISPLAYSTREAM* over a character which is *WIDTH* screen points wide. DSPBACKUP fills the backed over area with the display stream's background texture and decreases the X position by *WIDTH*. If this would put the X position less than *DISPLAYSTREAM*'s left margin, its operation is stopped at the left margin. It returns T if any bits were written, NIL otherwise.

## Fonts

---

A font is the collection of images that are printed or displayed when characters are output to a graphic output device. Some simple displays and printers can only print characters using one font. Bitmap displays and graphic printers can print characters using a large number of fonts.

Fonts are identified by a distinctive style or family (such as Modern or Classic), a size (such as 10 points), and a face (such as bold or italic). Fonts also have a rotation that indicates the orientation of characters on the screen or page. A normal horizontal font (also called a portrait font) has a rotation of 0; the rotation of a vertical (landscape) font is 90 degrees. While any combination can be specified, in

## INTERLISP-D REFERENCE MANUAL

practice the user will find that only certain combinations of families, sizes, faces, and rotations are available for any graphic output device.

To specify a font to the functions described below, a FAMILY is represented by a literal atom, a SIZE by a positive integer, and a FACE by a three-element list of the form (WEIGHT SLOPE EXPANSION). WEIGHT, which indicates the thickness of the characters, can be BOLD, MEDIUM, or LIGHT; SLOPE can be ITALIC or REGULAR; and EXPANSION can be REGULAR, COMPRESSED, or EXPANDED, indicating how spread out the characters are. For convenience, faces may also be specified by three-character atoms, where each character is the first letter of the corresponding field. Thus, MRR is a synonym for (MEDIUM REGULAR REGULAR). In addition, certain common face combinations may be indicated by special literal atoms:

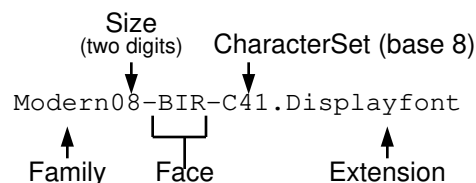
```
STANDARD = (MEDIUM REGULAR REGULAR) = MRR
ITALIC = (MEDIUM ITALIC REGULAR) = MIR
BOLD = (BOLD REGULAR REGULAR) = BRR
BOLDITALIC = (BOLD ITALIC REGULAR) = BIR
```

Interlisp represents all the information related to a font in an object called a font descriptor. Font descriptors contain the family, size, etc. properties used to represent the font. In addition, for each character in the font, the font descriptor contains width information for the character and (for display fonts) a bitmap containing the picture of the character.

The font functions can take fonts specified in a variety of different ways. DSPFONT, FONTCREATE, FONTCOPY, etc. can be applied to font descriptors, "font lists" such as '(MODERN 10), image streams (coerced to its current font), or windows (coerced to the current font of its display stream). The printout command ".FONT" will also accept fonts specified in any of these forms.

In general font files use the following format:

The family name (e.g., Modern); a two digit size (e.g., 08); a three letter Face (e.g., BIR, for Bold Italic Regular); the letter C followed by the font's character set in base 8 (e.g., C41); and finally an extension (e.g., Displayfont).





## GRAPHICS OUTPUT OPERATIONS

**(FONTCREATE FAMILY SIZE FACE ROTATION DEVICE NOERRORFLG CHARSET)** [Function  
]

Returns a font descriptor for the specified font. *FAMILY* is a list atom specifying the font family. *SIZE* is an integer indicating the size of the font in points. *FACE* specifies the face characteristics in one of the formats listed above; if *FACE* is NIL, STANDARD is used. *ROTATION*, which specifies the orientation of the font, is 0 (or NIL) for a portrait font and 90 for a landscape font. *DEVICE* indicates the output device for the font, and can be any image stream type, such as DISPLAY, INTERPRESS, etc. *DEVICE* may also be an image stream, in which case the type of the stream determines the font device. *DEVICE* defaults to DISPLAY.

The *FAMILY* argument to FONTCREATE may also be a list, in which case it is interpreted as a font-specification quintuple, a list of the form (*FAMILY SIZE FACE ROTATION DEVICE*). Thus, (FONTCREATE ' (GACHA 10 BOLD)) is equivalent to (FONTCREATE ' GACHA 10 ' BOLD). *FAMILY* may also be a font descriptor, in which case that descriptor is simply returned.

If a font descriptor has already been created for the specified font, FONTCREATE simply returns it. If it has not been created, FONTCREATE has to read the font information from a font file that contains the information for that font. The name of an appropriate font file, and the algorithm for searching depends on the device that the font is for, and is described in more detail below. If an appropriate font file is found, it is read into a font descriptor. If no file is found, for DISPLAY fonts FONTCREATE looks for fonts with less face information and fakes the remaining faces (such as by doubling the bit pattern of each character or slanting it). For hardcopy printer fonts, there is no acceptable faking algorithm.

If no acceptable font is found, the action of FONTCREATE is determined by NOERRORFLG. If NOERRORFLG is NIL, it generates a FONT NOT FOUND error with the offending font specification; otherwise, FONTCREATE returns NIL.

CHARSET is the character set which will be read to create the font. Defaults to 0. For more information on character sets, see NS Characters.

**(FONTP X)** [Function]

Returns *X* if *X* is a font descriptor; NIL otherwise.

**(FONTPROP FONT PROP)** [Function]

Returns the value of the *PROP* property of font *FONT*. The following font properties are recognized:

**FAMILY** The style of the font, represented as a literal atom, such as CLASSIC or MODERN.

**SIZE** A positive integer giving the size of the font, in printer's points (1/72 of an inch).

## INTERLISP-D REFERENCE MANUAL

WEIGHT	The thickness of the characters; one of BOLD, MEDIUM, or LIGHT.
SLOPE	The "slope" of the characters in the font; one of ITALIC or REGULAR.
EXPANSION	The extent to which the characters in the font are spread out; one of REGULAR, COMPRESSED, or EXPANDED. Most available fonts have EXPANSION = REGULAR.
FACE	A three-element list of the form (WEIGHT SLOPE EXPANSION), giving all of the typeface parameters.
ROTATION	An integer that gives the orientation of the font characters on the screen or page, in degrees. A normal horizontal font (also called a portrait font) has a rotation of 0; the rotation of a vertical (landscape) font is 90.
DEVICE	The device that the font can be printed on; one of DISPLAY, INTERPRESS, etc.
ASCENT	An integer giving the maximum height of any character in the font from its base line (the printing position). The top line will be at BASELINE+ASCENT-1.
DESCENT	An integer giving the maximum extent of any character below the base line, such as the lower part of a "p". The bottom line of a character will be at BASELINE-DESCENT.
HEIGHT	Equal to ASCENT + DESCENT.
SPEC	The (FAMILY SIZE FACE ROTATION DEVICE) quintuple by which the font is known to Lisp.
DEVICESPEC	The (FAMILY SIZE FACE ROTATION DEVICE) quintuple that identifies what will be used to represent the font on the display or printer. It will differ from the SPEC property only if an implicit coercion is done to approximate the specified font with one that actually exists on the device.
SCALE	The units per printer's point (1/72 of an inch) in which the font is measured. For example, this is 35.27778 (the number of micras per printer's point) for Interpress fonts, which are measured in terms of micras.

(**FONTCOPY** *OLDFONT* *PROP*<sub>1</sub> *VAL*<sub>1</sub> *PROP*<sub>2</sub> *VAL*<sub>2</sub> ...) [NoSpread Function]

Returns a font descriptor that is a copy of the font *OLDFONT*, but which differs from *OLDFONT* in that *OLDFONT*'s properties are replaced by the specified properties and values. Thus, (FONTCOPY FONT 'WEIGHT 'BOLD 'DEVICE 'INTERPRESS) will return a bold Interpress font with all other properties the same as those of FONT. FONTCOPY accepts the properties FAMILY, SIZE, WEIGHT, SLOPE, EXPANSION, FACE, ROTATION, and DEVICE. If the first property is a list, it is taken to be the *PROP*<sub>1</sub> *VAL*<sub>1</sub> *PROP*<sub>2</sub> *VAL*<sub>2</sub> ... sequence. Thus, (FONTCOPY FONT ' (WEIGHT BOLD DEVICE INTERPRESS)) is equivalent to the example above.

## GRAPHICS OUTPUT OPERATIONS

If the property `NOERROR` is specified with value `non-NIL`, `FONTCOPY` will return `NIL` rather than causing an error if the specified font cannot be created.

**(`FONTSAVAILABLE` *FAMILY SIZE FACE ROTATION DEVICE CHECKFILESTOO?*)** [Function]

Returns a list of available fonts that match the given specification. *FAMILY*, *SIZE*, *FACE*, *ROTATION*, and *DEVICE* are the same as for `FONTCREATE`. Additionally, any of them can be the atom `*`, in which case all values of that field are matched.

If *CHECKFILESTOO?* is `NIL`, only fonts already loaded into virtual memory will be considered. If *CHECKFILESTOO?* is `non-NIL`, the font directories for the specified device will be searched. When checking font files, the *ROTATION* is ignored.

Note: The search is conditional on the status of the server which holds the font. Thus a file server crash may prevent `FONTCREATE` from finding a file that an earlier `FONTSAVAILABLE` returned.

Each element of the list returned will be of the form (*FAMILY SIZE FACE ROTATION DEVICE*).

Examples:

```
(FONTSAVAILABLE 'MODERN 10 'MRR 0 'DISPLAY)
```

will return `((MODERN 10 (MEDIUM REGULAR REGULAR) 0 DISPLAY))` if the regular Modern 10 font for the display is in virtual memory; `NIL` otherwise.

```
(FONTSAVAILABLE '* 14 '* '* 'INTERPRESS T)
```

will return a list of all the size 14 Interpress fonts, whether they are in virtual memory or in font files.

**(`SETFONTDESCRIPTOR` *FAMILY SIZE FACE ROTATION DEVICE FONT*)** [Function]

Indicates to the system that *FONT* is the font that should be associated with the *FAMILY SIZE FACE ROTATION DEVICE* characteristics. If *FONT* is `NIL`, the font associated with these characteristics is cleared and will be recreated the next time it is needed. As with `FONTPROP` and `FONTCOPY`, *FONT* is coerced to a font descriptor if it is not one already.

This functions is useful when it is desirable to simulate an unavailable font or to use a font with characteristics different from the interpretations provided by the system.

**(`DEFAULTFONT` *DEVICE FONT -*)** [Function]

Returns the font that would be used as the default (if `NIL` were specified as a font argument) for image stream type *DEVICE*. If *FONT* is a font descriptor, it is set to be the default font for *DEVICE*.

## INTERLISP-D REFERENCE MANUAL

**(CHARWIDTH CHARCODE FONT)** [Function]

*CHARCODE* is an integer that represents a valid character (as returned by CHCON1). Returns the amount by which an image stream's **X**-position will be incremented when the character is printed.

**(CHARWIDTHY CHARCODE FONT)** [Function]

Like CHARWIDTH, but returns the **Y** component of the character's width, the amount by which an image stream's **Y**-position will be incremented when the character is printed. This will be zero for most characters in normal portrait fonts, but may be non-zero for landscape fonts or for vector-drawing fonts.

**(STRINGWIDTH STR FONT FLG RDTBL)** [Function]

Returns the amount by which a stream's **X**-position will be incremented if the printname for the Interlisp-D object *STR* is printed in font *FONT*. If *FONT* is NIL, DEFAULTFONT is used as *FONT*. If *FONT* is an image stream, its font is used. If *FLG* is non-NIL, the PRIN2-pname of *STR* with respect to the readable *RDTBL* is used.

**(STRINGREGION STR STREAM PRIN2FLG RDTBL)** [Function]

Returns the region occupied by *STR* if it were printed at the current location in the image stream *STREAM*. This is useful, for example, for determining where text is in a window to allow the user to select it. The arguments *PRIN2FLG* and *RDTBL* are passed to STRINGWIDTH.

Note: STRINGREGION does not take into account any carriage returns in the string, or carriage returns that may be automatically printed if *STR* is printed to *STREAM*. Therefore, the value returned is meaningless for multi-line strings.

The following functions allow the user to access and change the bitmaps for individual characters in a display font. Note: Character code 256 can be used to access the "dummy" character, used for characters in the font with no bitmap defined.

**(GETCHARBITMAP CHARCODE FONT)** [Function]

Returns a bitmap containing a copy of the image of the character *CHARCODE* in the font *FONT*.

**(PUTCHARBITMAP CHARCODE FONT NEWCHARBITMAP NEWCHARDESCENT)** [Function]

Changes the bitmap image of the character *CHARCODE* in the font *FONT* to the bitmap *NEWCHARBITMAP*. If *NEWCHARDESCENT* is non-NIL, the descent of the character is changed to the value of *NEWCHARDESCENT*.

## GRAPHICS OUTPUT OPERATIONS

**(EDITCHAR CHARCODE FONT)** [Function]

Calls the bitmap editor (EDITBM) on the bitmap image of the character *CHARCODE* in the font *FONT*. *CHARCODE* can be a character code (as returned by CHCON1) or an atom or string, in which case the first character of *CHARCODE* is used.

**(WRITESTRIKEFONTFILE FONT CHARSET FILENAME)** [Function]

Takes a display font font descriptor and a character set number, and writes that character set into a file suitable for reading in again. Note that the font descriptor's current state is used (which was perhaps modified by INSPECTing the datum), so this provides a mechanism for creating/modifying new fonts.

For example:

```
(WRITESTRIKEFONTFILE (FONTCREATE 'GACHA 10) 0 '{DSK}Magic10-  
MRR-C0.DISPLAYFONT)
```

If your `DISPLAYFONTDIRECTORIES` includes `{DSK}`, then a subsequent `(FONTCREATE 'MAGIC 10)` will create a new font descriptor whose appearance is the same as the old Gacha font descriptor.

However, the new font is identical to the old one in appearance only. The individual datatype fields and bitmap may not be the same as those in the old font descriptor, due to peculiarities of different font file formats.

### Font Files and Font Directories

---

If `FONTCREATE` is called to create a font that has not been loaded into Interlisp, `FONTCREATE` has to read the font information from a font file that contains the information for that font. For printer devices, the font files have to contain width information for each character in the font. For display fonts, the font files have to contain, in addition, bitmap images for each character in the fonts. The font file names, formats, and searching algorithms are different for each device. There are a set of variables for each device, that determine the directories that are searched for font files. All of these variables must be set before Interlisp can auto-load font files. These variables should be initialized in the site-specific `INIT` file.

**DISPLAYFONTDIRECTORIES** [Variable]

Value is a list of directories searched to find font bitmap files for display fonts.

**DISPLAYFONTEXTENSIONS** [Variable]

Value is a list of file extensions used when searching `DISPLAYFONTDIRECTORIES` for display fonts. Initially set to `(DISPLAYFONT)`, but when using older font files it may be necessary to add `STRIKE` and `AC` to this list.

## INTERLISP-D REFERENCE MANUAL

**INTERPRESSFONTDIRECTORIES** [Variable]

Value is a list of directories searched to find font widths files for Interpress fonts.

**PRESSFONTWIDTHSFILES** [Variable]

Value is a list of files (not directories) searched to find font widths files for Press fonts. Press font widths are packed into large files (usually named FONTS.WIDTHS).

### Font Profiles

---

PRETTYPRINT contains a facility for printing different elements (user functions, system functions, clisp words, comments, etc.) in different fonts to emphasize (or deemphasize) their importance, and in general to provide for a more pleasing appearance. Of course, in order to be useful, this facility requires that the user is printing on a device (such as a bitmapped display or a laser printer) which supports multiple fonts.

PRETTYPRINT signals font changes by inserting into the file a user-defined escape sequence (the value of the variable FONTESCAPECHAR) followed by the character code which specifies, by number, which font to use, i.e.  $\uparrow A$  for font number 1, etc. Thus, if FONTESCAPECHAR were the character  $\uparrow F$ ,  $\uparrow F\uparrow C$  would be output to change to font 3,  $\uparrow F\uparrow A$  to change to font 1, etc. If FONTESCAPECHAR consists of characters which are separator characters in FILERDTBL, then a file with font changes in it can also be loaded back in.

Currently, PRETTYPRINT uses the following font classes. The user can specify separate fonts for each of these classes, or use the same font for several different classes.

LAMBDAFONT	The font for printing the name of the function being prettyprinted, before the actual definition (usually a large font).
CLISPFONT	If CLISPFLG is on, the font for printing any clisp words, i.e. atoms with property CLISPWORD.
COMMENTFONT	The font used for comments.
USERFONT	The font for the name of any function in the file, or any member of the list FONTFNS.
SYSTEMFONT	The font for any other (defined) function.
CHANGEFONT	The font for an expression marked by the editor as having been changed.
PRETTYCOMFONT	The font for the operand of a file package command.
DEFAULTFONT	The font for everything else.

Note that not all combinations of fonts will be aesthetically pleasing (or even readable!) and the user may have to experiment to find a compatible set.

## GRAPHICS OUTPUT OPERATIONS

Although in some implementations LAMBDAFONT et al. may be defined as variables, one should not set them directly, but should indicate what font is to be used for each class by calling the function FONTPROFILE:

**(FONTPROFILE PROFILE)** [Function]

Sets up the font classes as determined by *PROFILE*, a list of elements which defines the correspondence between font classes and specific fonts. Each element of *PROFILE* is a list of the form:

```
(FONTCLASS      FONT#      DISPLAYFONT      PRESSFONT
 INTERPRESSFONT)
```

FONTCCLASS is the font class name and FONT# is the font number for that class. For each font class name, the escape sequence will consist of FONTESCAPECHAR followed by the character code for the font number, e.g.  $\uparrow$ A for font number 1, etc.

If FONT# is NIL for any font class, the font class named DEFAULTFONT (which must always be specified) is used. Alternatively, if FONT# is the name of a previously defined font class, this font class will be equivalenced to the previously defined one.

DISPLAYFONT, PRESSFONT, and INTERPRESSFONT are font specifications (of the form accepted by FONTCREATE) for the fonts to use when printing to the display and to Press and Interpress printers respectively.

**FONTPROFILE** [Variable]

This is the variable used to store the current font profile, in the form accepted by the function FONTPROFILE. Note that simply editing this value will not change the fonts used for the various font classes; it is necessary to execute (FONTPROFILE FONTPROFILE) to install the value of this variable.

The process of printing with multiple fonts is affected by a large number of variables: FONTPROFILE, FILELINELENGTH, PRETTYLCOM, etc. To facilitate switching back and forth between various sets of values for the font variables, Interlisp supports the idea of named "font configurations" encapsulating the values of all relevant variables.

To create a new font configuration, set all "relevant" variables to the values you want, and then call FONTNAME to save them (on the variable FONTDEFS) under a given name. To install a particular font configuration, call FONTSET giving it your name. To change the values in a saved font configuration, edit the value of the variable FONTDEFS.

Note: The list of variables saved by FONTNAME is stored in the variable FONTDEFVSARS. This can be changed by the user.

## INTERLISP-D REFERENCE MANUAL

- (FONTSET *NAME*)** [Function]  
Installs font configuration for *NAME*. Also evaluates (FONTPROFILE *FONTPROFILE*) to install the font classes as specified in the new value of the variable FONTPROFILE. Generates an error if *NAME* not previously defined.
- FONTDEFSVARS** [Variable]  
The list of variables to be packaged by a FONTNAME. Initially FONTCHANGEFLG, FILELINELENGTH, COMMENTLINELENGTH, FIRSTCOL, PRETTYLCOM, LISTFILESTR, and FONTPROFILE.
- FONTDEFS** [Variable]  
An association list of font configurations. FONTDEFS is a list of elements of form (NAME . PARAMETER-PAIRS). To save a configuration on a file after performing a FONTNAME to define it, the user could either save the entire value of FONTDEFS, or use the ALISTS file package command to dump out just the one configuration.
- FONTESCAPECHAR** [Variable]  
The character or string used to signal the start of a font escape sequence.
- FONTCHANGEFLG** [Variable]  
If T, enables fonts when prettyprinting. If NIL, disables fonts. ALL indicates that all calls to CHANGEFONT are executed.
- LISTFILESTR** [Variable]  
In Interlisp-10, passed to the operating system by LISTFILES. Can be used to specify subcommands to the LIST command, e.g. to establish correspondance between font number and font name.
- COMMENTLINELENGTH** [Variable]  
Since comments are usually printed in a smaller font, COMMENTLINELENGTH is provided to offset the fact that Interlisp does not know about font widths. When FONTCHANGEFLG = T, CAR of COMMENTLINELENGTH is the linelength used to print short comments, i.e. those printed in the right margin, and CDR is the linelength used when printing full width comments.
- (CHANGEFONT *FONT STREAM*)** [Function]  
Executes the operations on *STREAM* to change to the font *FONT*. For use in PRETTYPRINTMACROS.



## Image Objects

---

An Image Object is an object that includes information about an image, such as how to display it, how to print it, and how to manipulate it when it is included in a collection of images (such as a document). More generally, it enables you to include one kind of image, with its own semantics, layout rules, and editing paradigms, inside another kind of image. Image Objects provide a general-purpose interface between image users who want to manipulate arbitrary images, and image producers, who create images for use, say, in documents.

Images are encapsulated inside a uniform barrier—the `IMAGEOBJ` data type. From the outside, you communicate to the image by calling a standard set of functions. For example, calling one function tells you how big the image is; calling another causes the image object to be displayed where you tell it, and so on. Anyone who wants to create images for general use can implement his own brand of `IMAGEOBJ`. `IMAGEOBJ`s have been implemented (in library packages) for bitmaps, menus, annotations, graphs, and sketches.

Image Objects were originally implemented to support inserting images into TEdit text files, but the facility is available for use by any tools that manipulate images. The Image Object interface allows objects to exist in TEdit documents and be edited with their own editor. It also provides a facility in which objects can be shift-selected (or "copy-selected") between TEdit and non-TEdit windows. For example, the Image Objects interface allows you to copy-select graphs from a Grapher window into a TEdit window. The source window (where the object comes from) does not have to know what sort of window the destination window (where the object is inserted) is, and the destination does not have to know where the insertion comes from.

A new data type, `IMAGEOBJ`, contains the data and the procedures necessary to manipulate an object that is to be manipulated in this way. `IMAGEOBJ`s are created with the function `IMAGEOBJCREATE` (below).

Another new data type, `IMAGEFNS`, is a vector of the procedures necessary to define the behavior of a type of `IMAGEOBJ`. Grouping the operations in a separate data type allows multiple instances of the same type of image object to share procedure vectors. The data and procedure fields of an `IMAGEOBJ` have a uniform interface through the function `IMAGEOBJPROP`. `IMAGEFNS` are created with the function `IMAGEFNSCREATE`:

```
(IMAGEFNSCREATE DISPLAYFN IMAGEBOXFN PUTFN GETFN COPYFN BUTTONEVENTINFN
COPYBUTTONEVENTINFN WHENMOVEDFN WHENINSERTEDFN WHENDELETEDFN
WHENCOPIEDFN WHENOPERATEDONFN PREPRINTFN -) [Function]
```

Returns an `IMAGEFNS` object that contains the functions necessary to define the behavior of an `IMAGEOBJ`.

The arguments `DISPLAYFN` through `PREPRINTFN` should all be function names to be stored as the "methods" of the `IMAGEFNS`. The purpose of each `IMAGEFNS` method is described below.

## INTERLISP-D REFERENCE MANUAL

Note: Image objects must be "registered" before they can be read by TEdit or HREAD. IMAGEFNSCREATE implicitly registers its GETFN argument.

(**IMAGEOBJCREATE** OBJECTDATUM IMAGEFNS) [Function]

Returns an IMAGEOBJ that contains the object datum *OBJECTDATUM* and the operations vector *IMAGEFNS*. *OBJECTDATUM* can be arbitrary data.

(**IMAGEOBJPROP** IMAGEOBJECT PROPERTY NEWVALUE) [NoSpread Function]

Accesses and sets the properties of an IMAGEOBJ. Returns the current value of the *PROPERTY* property of the image object *IMAGEOBJECT*. If *NEWVALUE* is given, the property is set to it.

IMAGEOBJPROP can be used on the system properties OBJECTDATUM, DISPLAYFN, IMAGEBOXFN, PUTFN, GETFN, COPYFN, BUTTONEVENTINFN, COPYBUTTONEVENTINFN, WHENOPERATEDONFN, and PREPRINTFN. Additionally, it can be used to save arbitrary properties on an IMAGEOBJ.

(**IMAGEFNSP** X) [Function]

Returns *X* if *X* is an IMAGEFNS object, NIL otherwise.

(**IMAGEOBJP** X) [Function]

Returns *X* if *X* is an IMAGEOBJ object, NIL otherwise.

### IMAGEFNS Methods

Note: Many of the IMAGEFNS methods below are passed "host stream" arguments. The TEdit text editor passes the "text stream" (an object contain all of the information in the document being edited) as the "host stream" argument. Other editing programs that want to use image objects may want to pass the data structure being edited to the IMAGEFNS methods as the "host stream" argument.

(**DISPLAYFN** IMAGEOBJ IMAGESTREAM IMAGESTREAMTYPE HOSTSTREAM) [IMAGEFNS Method]

The DISPLAYFN method is called to display the object *IMAGEOBJ* at the current position on *IMAGESTREAM*. The type of *IMAGESTREAM* indicates whether the device is the display or some other image stream.

Note: When the DISPLAYFN method is called, the offset and clipping regions for the stream are set so the object's image is at (0,0), and only that image area can be modified.

(**IMAGEBOXFN** IMAGEOBJ IMAGESTREAM CURRENTX RIGHTMARGIN) [IMAGEFNS Method]

The IMAGEBOXFN method should return the size of the object as an IMAGEBOX, which is a data structure that describes the image laid down when an *IMAGEOBJ* is displayed in terms of width, height, and descender height. An IMAGEBOX has four fields: XSIZE,

## GRAPHICS OUTPUT OPERATIONS

YSIZE, YDESC, and XKERN. XSIZE and YSIZE are the width and height of the object image. YDESC and XKERN give the position of the baseline and the left edge of the image relative to where you want to position it. For characters, the YDESC is the descent (height of the descender) and the XKERN is the amount of left kerning (note: TEdit doesn't support left kerning).

The IMAGEBOXFN looks at the type of the stream to determine the output device if the object's size changes from device to device. (For example, a bit-map object may specify a scale factor that is ignored when the bit map is displayed on the screen.) *CURRENTX* and *RIGHTMARGIN* allow an object to take account of its environment when deciding how big it is. If these fields are not available, they are NIL.

Note: TEdit calls the IMAGEBOXFN only during line formatting, then caches the IMAGEBOX as the BOUNDBOX property of the *IMAGEOBJ*. This avoids the need to call the IMAGEBOXFN when incomplete position and margin information is available.

**(PUTFN IMAGEOBJ FILESTREAM)** [IMAGEFNS Method]

The PUTFN method is called to save the object on a file. It prints a description on *FILESTREAM* that, when read by the corresponding GETFN method (see below), regenerates the image object. (TEdit and HPRINT take care of writing out the name of the GETFN.)

**(GETFN FILESTREAM)** [IMAGEFNS Method]

The GETFN method is called when the object is encountered on the file during input. It reads the description that was written by the PUTFN method and returns an *IMAGEOBJ*.

**(COPYFN IMAGEOBJ SOURCEHOSTSTREAM TARGETHOSTSTREAM)** [IMAGEFNS Method]

The COPYFN method is called during a copy-select operation. It should return a copy of *IMAGEOBJ*. If it returns the litatom DON'T, copying is suppressed.

**(BUTTONEVENTINFN IMAGEOBJ WINDOWSTREAM SELECTION RELX RELY WINDOW HOSTSTREAM BUTTON)** [IMAGEFNS Method]

The BUTTONEVENTINFN method is called when you press a mouse button inside the object. The BUTTONEVENTINFN decides whether or not to handle the button, to track the cursor in parallel with mouse movement, and to invoke selections or edits supported by the object (but see the COPYBUTTONEVENTINFN method below). If the BUTTONEVENTINFN returns NIL, TEdit treats the button press as a selection at its level. Note that when this function is first called, a button is down. The BUTTONEVENTINFN should also support the button-down protocol to descend inside of any composite objects with in it. In most cases, the BUTTONEVENTINFN relinquishes control (i.e., returns) when the cursor leaves its object's region.

## INTERLISP-D REFERENCE MANUAL

When the `BUTTONEVENTINFN` is called, the window's clipping region and offsets have been changed so that the lower-left corner of the object's image is at (0, 0), and only the object's image can be changed. The selection is available for changing to fit your needs; the mouse button went down at (RELX, RELY) within the object's image. You can affect how TEdit treats the selection by returning one of several values. If you return `NIL`, TEdit forgets that you selected an object; if you return the atom `DON'T`, TEdit doesn't permit the selection; if you return the atom `CHANGED`, TEdit updates the screen. Use `CHANGED` to signal TEdit that the object has changed size or will have side effects on other parts of the screen image.

**(COPYBUTTONEVENTINFN** *IMAGEOBJ WINDOWSTREAM*) [IMAGEFNS Method]

The `COPYBUTTONEVENTINFN` method is called when you button inside an object while holding down a copy key. Many of the comments about `BUTTONEVENTINFN` apply here too. Also, see the discussion below about copying image objects between windows.

**(WHENMOVEDFN** *IMAGEOBJ TARGETWINDOWSTREAM SOURCEHOSTSTREAM TARGETHOSTSTREAM*) [IMAGEFNS Method]

The `WHENMOVEDFN` method provides hooks by which the object is notified when TEdit performs an operation (`MOVEing`) on the whole object. It allows objects to have side effects.

**(WHENINSERTEDFN** *IMAGEOBJ TARGETWINDOWSTREAM SOURCEHOSTSTREAM TARGETHOSTSTREAM*) [IMAGEFNS Method]

The `WHENINSERTEDFN` method provides hooks by which the object is notified when TEdit performs an operation (`INSERTing`) on the whole object. It allows objects to have side effects.

**(WHENDELETEDFN** *IMAGEOBJ TARGETWINDOWSTREAM*) [IMAGEFNS Method]

The `WHENDELETEDFN` method provides hooks by which the object is notified when TEdit performs an operation (`DELETEing`) on the whole object. It allows objects to have side effects.

**(WHENCOPIEDFN** *IMAGEOBJ TARGETWINDOWSTREAM SOURCEHOSTSTREAM TARGETHOSTSTREAM*) [IMAGEFNS Method]

The `WHENCOPIEDFN` method provides hooks by which the object is notified when TEdit performs an operation (`COPYing`) on the whole object. The `WHENCOPIEDFN` method is called in addition to (and after) the `COPYFN` method above. It allows objects to have side effects.

**(WHENOPERATEDONFN** *IMAGEOBJ WINDOWSTREAM HOWOPERATEDON SELECTION HOSTSTREAM*) [IMAGEFNS Method]

The `WHENOPERATEDONFN` method provides a hook for edit operations. `HOWOPERATEDON` should be one of `SELECTED`, `DESELECTED`, `HIGHLIGHTED`, and `UNHIGHLIGHTED`. The `WHENOPERATEDONFN` differs from the `BUTTONEVENTINFN` because it is called when you extend a selection through the object. That is, the object is

## GRAPHICS OUTPUT OPERATIONS

treated in toto as a TEdit character. HIGHLIGHTED refers to the selection being highlighted on the screen, and UNHIGHLIGHTED means that the highlighting is being turned off.

(**PREPRINTFN** *IMAGEOBJ*)

[IMAGEFNS Method]

The PREPRINTFN method is called to convert the object into something that can be printed for inclusion in documents. It returns an object that the receiving window can print (using either PRIN1 or PRIN2, its choice) to obtain a character representation of the object. If the PREPRINTFN method is NIL, the OBJECTDATUM field of *IMAGEOBJ* itself is used. TEdit uses this function when you indicate that you want to print the characters from an object rather than the object itself (presumably using PRIN1 case).

### Registering Image Objects

Each legitimate GETFN needs to be known to the system, to prevent various Trojan-horse problems and to allow the automatic loading of the supporting code for infrequently used *IMAGEOBJ*s. To this end, there is a global list, *IMAGEOBJGETFNS*, that contains an entry for each GETFN. The existence of the entry marks the GETFN as legitimate; the entry itself is a property list, which can hold information about the GETFN.

No action needs to be taken for GETFNs that are currently in use: the function *IMAGEFNSCREATE* automatically adds its GETFN argument to the list. However, packages that support obsolete versions of objects may need to explicitly add the obsolete GETFNs. For example, TEdit supports bit-map *IMAGEOBJ*s. Recently, a change was made in the format in which objects are stored; to retain compatibility with the old object format, there are now two GETFNs. The current GETFN is automatically on the list, courtesy of *IMAGEFNSCREATE*. However, the code file that supports the old bit-map objects contains the clause: (ADDVARS (*IMAGEOBJGETFNS* (OLDGETFNNAME) ) ) , which adds the old GETFN to *IMAGEOBJGETFNS*.

For a given GETFN, the entry on *IMAGEOBJGETFNS* may be a property list of information. Currently the only recognized property is *FILE*.

*FILE* is the name of the file that can be loaded if the GETFN isn't defined. This file should define the GETFN, along with all the other functions needed to support that kind of *IMAGEOBJ*.

For example, the bit-map *IMAGEOBJ* implemented by TEdit use the GETFN *BMOBJ.GETFN2*. Its entry on *IMAGEOBJGETFNS* is (*BMOBJ.GETFN2* *FILE* *IMAGEOBJ*), indicating that the support code for bit-map image objects resides on the file *IMAGEOBJ*, and that the GETFN for them is *BMOBJ.GETFN2*.

This makes it possible to have entries for GETFNs whose supporting code isn't loaded—you might, for instance, have your init file add entries to *IMAGEOBJGETFNS* for the kinds of image objects you

## INTERLISP-D REFERENCE MANUAL

commonly use. The system's default reading method will automatically load the code when necessary.

### Reading and Writing Image Objects on Files

Image Objects can be written out to files using `HPRINT` and read back using `HREAD`. The following functions can also be used:

**(WRITEIMAGEOBJ IMAGEOBJ STREAM)** [Function]

Prints (using `PRIN2`) a call to `READIMAGEOBJ`, then calls the `PUTFN` for `IMAGEOBJ` to write it onto `STREAM`. During input, then, the call to `READIMAGEOBJ` is read and evaluated; it in turn reads back the object's description, using the appropriate `GETFN`.

**(READIMAGEOBJ STREAM GETFN NOERROR)** [Function]

Reads an `IMAGEOBJ` from `STREAM`, starting at the current file position. Uses the function `GETFN` after validating it (and loading support code, if necessary).

If the `GETFN` can't be validated or isn't defined, `READIMAGEOBJ` returns an "encapsulated image object", an `IMAGEOBJ` that safely encapsulates all of the information in the image object. An encapsulated image object displays as a rectangle that says, "Unknown `IMAGEOBJ` Type" and lists the `GETFN`'s name. Selecting an encapsulated image object with the mouse causes another attempt to read the object from the file; this is so you can load any necessary support code and then get to the object.

Warning: You cannot save an encapsulated image object on a file because there isn't enough information to allow copying the description to the new file from the old one.

If `NOERROR` is non-`NIL`, `READIMAGEOBJ` returns `NIL` if it can't successfully read the object.

## Copying Image Objects Between Windows

Copying between windows is implemented as follows: If a button event occurs in a window when a copy key is down, the window's `COPYBUTTONEVENTFN` window property is called. If this window supports copy-selection, it should track the mouse, indicating the item to be copied. When the button is released, the `COPYBUTTONEVENTFN` should create an image object out of the selected information, and call `COPYINSERT` to insert it in the current TTY window. `COPYINSERT` calls the `COPYINSERTFN` window property of the TTY window to insert this image object. Therefore, both the source and destination windows can determine how they handle copying image objects.

If the `COPYBUTTONEVENTFN` of a window is `NIL`, the `BUTTONEVENTFN` is called instead when a button event occurs in the window when a copy key is down, and copying from that window is not supported. If the `COPYINSERTFN` of the TTY window is `NIL`, `COPYINSERT` will turn the image object into a string (by calling the `PREPRINTFN` method of the image object) and insert it by calling `BKSYSBUF`.

**`COPYBUTTONEVENTFN`** [Window Property]

The `COPYBUTTONEVENTFN` of a window is called (if it exists) when a button event occurs in the window and a copy key is down. If no `COPYBUTTONEVENTFN` exists, the `BUTTONEVENTFN` is called.

**`COPYINSERTFN`** [Window Property]

The `COPYINSERTFN` of the "destination" window is called by `COPYINSERT` to insert something into the destination window. It is called with two arguments: the object to be inserted and the destination window. The object to be inserted can be a character string, an `IMAGEOBJ`, or a list of `IMAGEOBJ`s and character strings. As a convention, the `COPYINSERTFN` should call `BKSYSBUF` if the object to be inserted insert is a character string.

**`(COPYINSERT IMAGEOBJ)`** [Function]

`COPYINSERT` inserts `IMAGEOBJ` into the window that currently has the TTY. If the current TTY window has a `COPYINSERTFN`, it is called, passing it `IMAGEOBJ` and the window as arguments.

If no `COPYINSERTFN` exists and if `IMAGEOBJ` is an image object, `BKSYSBUF` is called on the result of calling its `PREPRINTFN` on it. If `IMAGEOBJ` is not an image object, it is simply passed to `BKSYSBUF`. In this case, `BKSYSBUF` will call `PRIN2` with a read table taken from the process associated with the TTY window. A window that wishes to use `PRIN1` or a different read table must provide its own `COPYINSERTFN` to do this.

## INTERLISP-D REFERENCE MANUAL

### **Implementation of Image Streams**

---

Interlisp does all image creation through a set of functions and data structures for device-independent graphics, known popularly as DIG. DIG is implemented through the use of a special type of stream, known as an image stream.

An image stream, by convention, is any stream that has its IMAGEOPS field (described in detail below) set to a vector of meaningful graphical operations. Using image streams, you can write programs that draw and print on an output stream without regard to the underlying device, be it a window, a disk, or a printer.

To define a new image stream type, it is necessary to put information on the variable IMAGESTREAMTYPES:

**IMAGESTREAMTYPES** [Variable]

This variable describes how to create a stream for a given image stream type. The value of IMAGESTREAMTYPES is an association list, indexed by the image stream type (e.g., DISPLAY, INTERPRESS, etc.). The format of a single association list item is:

```
(IMAGETYPE
 (OPENSTREAM OPENSTREAMFN)
 (FONTCREATE FONTCREATEFN)
 (FONTSAVAILABLE FONTSAVAILABLEFN) )
```

OPENSTREAMFN, FONTCREATEFN, and FONTSAVAILABLEFN are "image stream methods," device-dependent functions used to implement generic image stream operations. For Interpress image streams, the association list entry is:

```
(INTERPRESS
 (OPENSTREAM OPENIPSTREAM)
 (FONTCREATE \CREATEINTERPRESSFONT)
 (FONTSAVAILABLE \SEARCHINTERPRESSFONTS) )
```

**(OPENSTREAMFN FILE OPTIONS)** [Image Stream Method]

*FILE* is the file name as it was passed to OPENIMAGESTREAM, and *OPTIONS* is the *OPTIONS* property list passed to OPENIMAGESTREAM. The result must be a stream of the appropriate image type.

**(FONTCREATEFN FAMILY SIZE FACE ROTATION DEVICE)** [Image Stream Method]

*FAMILY* is the family name for the font, e.g., MODERN. *SIZE* is the body size of the font, in printer's points. *FACE* is a three-element list describing the weight, slope, and expansion of the face desired, e.g., (MEDIUM ITALIC EXPANDED). *ROTATION* is how much the font is to be rotated from the normal orientation, in minutes of arc. For example, to print a landscape page, fonts have the rotation 5400 (90 degrees). The function's result must be a FONTDESCRIPTOR with the fields filled in appropriately.



## GRAPHICS OUTPUT OPERATIONS

**(FONTSAVAILABLEFN FAMILY SIZE FACE ROTATION DEVICE)** [Image Stream Method]

This function returns a list of all fonts agreeing with the *FAMILY*, *SIZE*, *FACE*, and *ROTATION* arguments; any of them may be wild-carded (i.e., equal to \*, which means any value is acceptable). Each element of the list should be a quintuple of the form (*FAMILY SIZE FACE ROTATION DEVICE*).

Where the function looks is an implementation decision: the FONTSAVAILABLEFN for the display device looks at DISPLAYFONTDIRECTORIES, the Interpress code looks on INTERPRESSFONTDIRECTORIES, and implementors of new devices should feel free to introduce new search path variables.

As indicated above, image streams use a field that no other stream uses: IMAGEOPS. IMAGEOPS is an instance of the IMAGEOPS data type and contains a vector of the stream's graphical methods. The methods contained in the IMAGEOPS object can make arbitrary use of the stream's IMAGEDATA field, which is provided for their use, and may contain any data needed.

**IMAGETYPE** [IMAGEOPS Field]

Value is the name of an image type. Monochrome display streams have an IMAGETYPE of DISPLAY; color display streams are identified as (COLOR DISPLAY). The IMAGETYPE field is informational and can be set to anything you choose.

**IMFONTCREATE** [IMAGEOPS Field]

Value is the device name to pass to FONTCREATE when fonts are created for the stream.

The remaining fields are all image stream methods, whose value should be a device-dependent function that implements the generic operation. Most methods are called by a similarly-named function, e.g. the function DRAWLINE calls the IMDRAWLINE method. All coordinates that refer to points in a display device's space are measured in the device's units. (The IMSCALE method provides access to a device's scale.) For arguments that have defaults (such as the BRUSH argument of DRAWCURVE), the default is substituted for the NIL argument before it is passed to the image stream method. Therefore, image stream methods do not have to handle defaults.

**(IMCLOSEFN STREAM)** [Image Stream Method]

Called before a stream is closed with CLOSEFN. This method should flush buffers, write header or trailer information, etc.

**(IMDRAWLINE STREAM X<sub>1</sub> Y<sub>1</sub> X<sub>2</sub> Y<sub>2</sub> WIDTH OPERATION COLOR DASHING)** [Image Stream Method]

Draws a line of width *WIDTH* from (*X<sub>1</sub>*, *Y<sub>1</sub>*) to (*X<sub>2</sub>*, *Y<sub>2</sub>*). See DRAWLINE.

**(IMDRAWCURVE STREAM KNOTS CLOSED BRUSH DASHING)** [Image Stream Method]

Draws a curve through *KNOTS*. See DRAWCURVE.

## INTERLISP-D REFERENCE MANUAL

(**IMDRAWCIRCLE** *STREAM CENTERX CENTERY RADIUS BRUSH DASHING*) [Image Stream Method]

Draws a circle of radius *RADIUS* around (*CENTERX*, *CENTERY*). See DRAWCIRCLE.

(**IMDRAWELLIPSE** *STREAM CENTERX CENTERY SEMIMINORRADIUS SEMIMAJORRADIUS ORIENTATION BRUSH DASHING*) [Image Stream Method]

Draws an ellipse around (*CENTERX*, *CENTERY*). See DRAWELLIPSE.

(**IMFILLPOLYGON** *STREAM POINTS TEXTURE*) [Image Stream Method]

Fills in the polygon outlined by *POINTS* on the image stream *STREAM*, using the texture *TEXTURE*. See FILLPOLYGON.

(**IMFILLCIRCLE** *STREAM CENTERX CENTERY RADIUS TEXTURE*) [Image Stream Method]

Draws a circle filled with texture *TEXTURE* around (*CENTERX*, *CENTERY*). See FILLCIRCLE.

(**IMBLTSHADE** *TEXTURE STREAM DESTINATIONLEFT DESTINATIONBOTTOM WIDTH HEIGHT OPERATION CLIPPINGREGION*) [Image Stream Method]

The texture-source case of BITBLT. *DESTINATIONLEFT*, *DESTINATIONBOTTOM*, *WIDTH*, *HEIGHT*, and *CLIPPINGREGION* are measured in *STREAM*'s units. This method is invoked by the functions BITBLT and BLTSHADE.

(**IMBITBLT** *SOURCEBITMAP SOURCELEFT SOURCEBOTTOM STREAM DESTINATIONLEFT DESTINATIONBOTTOM WIDTH HEIGHT SOURCETYPE OPERATION TEXTURE CLIPPINGREGION CLIPPEDSOURCELEFT CLIPPEDSOURCEBOTTOM SCALE*) [Image Stream Method]

Contains the bit-map-source cases of BITBLT. *SOURCELEFT*, *SOURCEBOTTOM*, *CLIPPEDSOURCELEFT*, *CLIPPEDSOURCEBOTTOM*, *WIDTH*, and *HEIGHT* are measured in pixels; *DESTINATIONLEFT*, *DESTINATIONBOTTOM*, and *CLIPPINGREGION* are in the units of the destination stream.

(**IMSCALEDBITBLT** *SOURCEBITMAP SOURCELEFT SOURCEBOTTOM STREAM DESTINATIONLEFT DESTINATIONBOTTOM WIDTH HEIGHT SOURCETYPE OPERATION TEXTURE CLIPPINGREGION CLIPPEDSOURCELEFT CLIPPEDSOURCEBOTTOM SCALE*) [Image Stream Method]

A scaled version of IMBITBLT. Each pixel in *SOURCEBITMAP* is replicated *SCALE* times in the X and Y directions; currently, *SCALE* must be an integer.

(**IMMOVETO** *STREAM X Y*) [Image Stream Method]

Moves to (*X*, *Y*). This method is invoked by the function MOVETO. If IMMOVETO is not supplied, a default method composed of calls to the IMXPOSITION and IMYPOSITION methods is used.

## GRAPHICS OUTPUT OPERATIONS

(**IMSTRINGWIDTH** *STREAM STR RDTBL*) [Image Stream Method]

Returns the width of string *STR* in *STREAM*'s units, using *STREAM*'s current font. This is invoked when **STRINGWIDTH** is passed a stream as its **FONT** argument. If **IMSTRINGWIDTH** is not supplied, it defaults to calling **STRINGWIDTH** on the default font of *STREAM*.

(**IMCHARWIDTH** *STREAM CHARCODE*) [Image Stream Method]

Returns the width of character *CHARCODE* in *STREAM*'s units, using *STREAM*'s current font. This is invoked when **CHARWIDTH** is passed a stream as its **FONT** argument. If **IMCHARWIDTH** is not supplied, it defaults to calling **CHARWIDTH** on the default font of *STREAM*.

(**IMCHARWIDTHY** *STREAM CHARCODE*) [Image Stream Method]

Returns the Y component of the width of character *CHARCODE* in *STREAM*'s units, using *STREAM*'s current font. This is invoked when **CHARWIDTHY** is passed a stream as its **FONT** argument. If **IMCHARWIDTHY** is not supplied, it defaults to calling **CHARWIDTHY** on the default font of *STREAM*.

(**IMBITMAPSIZE** *STREAM BITMAP DIMENSION*) [Image Stream Method]

Returns the size that *BITMAP* will be when **BITBLT**ed to *STREAM*, in *STREAM*'s units. *DIMENSION* can be one of *WIDTH*, *HEIGHT*, or *NIL*, in which case the dotted pair (*WIDTH* . *HEIGHT*) will be returned.

This is invoked by **BITMAPIMAGESIZE**. If **IMBITMAPSIZE** is not supplied, it defaults to a method that multiplies the bitmap height and width by the scale of *STREAM*.

(**IMNEWPAGE** *STREAM*) [Image Stream Method]

Causes a new page to be started. The X position is set to the left margin, and the Y position is set to the top margin plus the linefeed. If not supplied, defaults to (**\OUTCHAR** *STREAM* (**CHARCODE** ^L)). Invoked by **DSPNEWPAGE**.

(**IMTERPRI** *STREAM*) [Image Stream Method]

Causes a new line to be started. The X position is set to the left margin, and the Y position is set to the current Y position plus the linefeed. If not supplied, defaults to (**\OUTCHAR** *STREAM* (**CHARCODE** EOL)). Invoked by **TERPRI**.

(**IMRESET** *STREAM*) [Image Stream Method]

Resets the X and Y position of *STREAM*. The X coordinate is set to its left margin; the Y coordinate is set to the top of the clipping region minus the font ascent. Invoked by **DSPRESET**.

## INTERLISP-D REFERENCE MANUAL

The following methods all have corresponding DSPxx functions (e.g., `IMYPOSITION` corresponds to `DSPYPOSITION`) that invoke them. They also have the property of returning their previous value; when called with `NIL` they return the old value without changing it.

- |  |                       |
|--|-----------------------|
| ( <b>IMCLIPPINGREGION</b> <i>STREAM REGION</i> )   | [Image Stream Method] |
| Sets a new clipping region on <i>STREAM</i> .  |                       |
| ( <b>IMXPOSITION</b> <i>STREAM XPOSITION</i> )   | [Image Stream Method] |
| Sets the X-position on <i>STREAM</i> .   |                       |
| ( <b>IMYPOSITION</b> <i>STREAM YPOSITION</i> )   | [Image Stream Method] |
| Sets a new Y-position on <i>STREAM</i> .   |                       |
| ( <b>IMFONT</b> <i>STREAM FONT</i> )   | [Image Stream Method] |
| Sets <i>STREAM</i> 's font to be <i>FONT</i> .   |                       |
| ( <b>IMLEFTMARGIN</b> <i>STREAM LEFTMARGIN</i> )   | [Image Stream Method] |
| Sets <i>STREAM</i> 's left margin to be <i>LEFTMARGIN</i> . The left margin is defined as the X-position set after the new line.   |                       |
| ( <b>IMRIGHTMARGIN</b> <i>STREAM RIGHTMARGIN</i> )   | [Image Stream Method] |
| Sets <i>STREAM</i> 's right margin to be <i>RIGHTMARGIN</i> . The right margin is defined as the maximum X-position at which characters are printed; printing beyond it causes a new line. |                       |
| ( <b>IMTOPMARGIN</b> <i>STREAM YPOSITION</i> )   | [Image Stream Method] |
| Sets <i>STREAM</i> 's top margin (the Y-position of the tops of characters that is set after a new page) to be <i>YPOSITION</i> .  |                       |
| ( <b>IMBOTTOMMARGIN</b> <i>STREAM YPOSITION</i> )  | [Image Stream Method] |
| Sets <i>STREAM</i> 's bottom margin (the Y-position beyond which any printing causes a new page) to be <i>YPOSITION</i> .  |                       |
| ( <b>IMLINEFEED</b> <i>STREAM DELTA</i> )  | [Image Stream Method] |
| Sets <i>STREAM</i> 's line feed distance (distance to move vertically after a new line) to be <i>DELTA</i> .   |                       |
| ( <b>IMSCALE</b> <i>STREAM SCALE</i> )   | [Image Stream Method] |
| Returns the number of device points per screen point (a screen point being ~1/72 inch). <i>SCALE</i> is ignored.   |                       |

## GRAPHICS OUTPUT OPERATIONS

(**IMSPACEFACTOR** *STREAM FACTOR*) [Image Stream Method]

Sets the amount by which to multiply the natural width of all following space characters on *STREAM*; this can be used for the justification of text. The default value is 1. For example, if the natural width of a space in *STREAM*'s current font is 12 units, and the space factor is set to two, spaces appear 24 units wide. The values returned by `STRINGWIDTH` and `CHARWIDTH` are also affected.

(**IMOPERATION** *STREAM OPERATION*) [Image Stream Method]

Sets the default `BITBLT OPERATION` argument.

(**IMBACKCOLOR** *STREAM COLOR*) [Image Stream Method]

Sets the background color of *STREAM*.

(**IMCOLOR** *STREAM COLOR*) [Image Stream Method]

Sets the default color of *STREAM*.

In addition to the `IMAGEOPS` methods described above, there are two other important methods, which are contained in the stream itself. These fields can be installed using a form like (replace (`STREAM OUTCHARFN`) of `STREAM` with (`FUNCTION MYOUTCHARFN`)). Note: You need to have loaded the Interlisp-D system declarations to manipulate the fields of `STREAMs`. The declarations can be loaded by loading the Lisp Library package `SYSEdit`.

(**STRMBOUTFN** *STREAM CHARCODE*) [Stream Method]

The function called by `BOUT`.

(**OUTCHARFN** *STREAM CHARCODE*) [Stream Method]

The function that is called to output a single byte. This is like `STRMBOUTFN`, except for being one level higher: it is intended for text output. Hence, this function should convert (`CHARCODE EOL`) into the stream's actual end-of-line sequence and should adjust the stream's `CHARPOSITION` appropriately before invoking the stream's `STRMBOUTFN` (by calling `BOUT`) to actually put the character. Defaults to `\FILEOUTCHARFN`, which is probably incorrect for an image stream.